BIGCODEARENA: A Platform for Executable Code Generation Evaluation

Terry Yue Zhuo[†1,2] **Xiaolong Jin**[3] **Hange Liu**[4] **Juyong Jiang**[5] **Tianyang Liu**[6] **Chen Gong**[7] **Bhupesh Bishnoi**[8] **Vaisakhi Mishra**[9] **Marek Suppa**[10,11] **Noah Ziems**[12] **Saiteja Utpala**[4] **Ming Xu**[13] **Guangyu Song**[14] **Kaixin Li**[15] **Yuhan Cao**[1] **Bo Liu**[15] **Zheng Liu**[16] **Sabina Abdurakhmanova**[4] **Wenhao Yu**[17] **Mengzhao Jia**[12] **Jihan Yao**[18] **Kenneth Hamilton**[19] **Kumar Shridhar**[20] **Minh Chien Vu**[21] **Dingmin Wang**[22] **Jiawei Liu**[23] **Zijian Wang**[4] **Qian Liu**[4] **Binyuan Hui**[4] **Meg Risdal**[24] **Atin Sood**[9] **Zhenchang Xing**[2] **Wasi Uddin Ahmad**[25] **John Grundy**[1] **David Lo**[26] **Banghua Zhu**[18,29] **Xiaoning Du**[1] **Torsten Scholak**[27] **Leandro von Werra**[†28]

Core contributors, **additional contributors**, **and senior contributors** (random ordering)

[1]Monash University [2]CSIRO's Data61 [3]Purdue University [4]Independent [5]HKUST (Guangzhou) [6]UCSD [7]UVA [8]CNRS, France [9]IBM [10]Cisco [11]Comenius University in Bratislava [12]University of Notre Dame [13]Uber [14]Tano Labs [15]NUS [16]Institute of Automation, CAS [17]Tencent AI Lab [18]University of Washington [19]Nevsky Collective [20]ETH Zurich [21]Detomo Inc [22]University of Oxford [23]UIUC [24]Google [25]NVIDIA [26]Singapore Management University [27]Cohere [28]Hugging Face [29]RadixArk

terry.zhuo@monash.edu; contact@bigcode-project.org

Abstract

Crowdsourced evaluation platforms such as Chatbot Arena enable real-time human assessment of model responses, but evaluating LLM-generated code remains challenging due to long outputs and the need to reason about execution behavior. We introduce BIGCODEARENA, an open human evaluation platform for code generation with an on-the-fly execution backend. BIGCODEARENA executes LLM-generated code and allows humans to interact directly with execution processes and outcomes. We collect over 14K code-centric conversations across 10 widely used LLMs, spanning 10 programming languages and 8 execution environments, including more than 4.7K multi-turn samples with pairwise human preferences. Our analysis reveals fine-grained preferences across tasks, languages, and frameworks. With the collected data, we construct two benchmarks: BIGCODEREWARD, which measures alignment between reward models and human preferences, and AUTOCODEARENA, an automated Elo-style benchmark for code generation. Results show that execution feedback improves preference modeling, and that proprietary models such as GPT-5 and Claude-4 variants remain strong performers[1].

1 Introduction

Large Language Models (LLMs) have demonstrated impressive capabilities across dialogue, reasoning, and code generation tasks (Zhao et al., 2023). As these systems rapidly evolve, robust evaluation has become essential. Human-in-the-loop platforms such as Chatbot Arena (Chiang et al., 2024) address this need by collecting pairwise human preferences

[1]All artifacts are publicly available at https://github.com/bigcode-project/bigcodearena, and we maintain the platform as a long-term project for transparent evaluation of executable code generation.

on model responses, providing an off-the-shelf platform to assess open-ended outputs. Beyond text, recent efforts also engage humans in evaluating visual content from generative models (Jiang et al., 2024; Li et al., 2025b; Chou et al., 2025), offering new insights into multimodal models through real-world interactions.

Table 1: BIGCODEARENA is the first crowdsourced evaluation platform on code generation via execution, publicly releasing crowdsourced preference data. We collect 14K raw conversation sessions (analyzed in Appendix G) and a high-quality subset of 4.7K multi-turn conversations with human preference (discussed in Section 4). **Real-time**: whether the evaluation requires real-time interactions; **Multi-turn**: whether the evaluation supports multi-turn conversations; **Verified**: whether the output of LLMs is verified by human experts and executable environments; **Codebase**: whether the codebase is publicly available; **Data**: whether the data is fully open. We note that WebDev Arena only focuses on the Next.js framework for web design.

Domain	Evaluation Platform	Real-time	Multi-turn	Verified	Codebase	Data	# Instances
Vision	3D Arena (Ebert, 2025)	✗	✗	✗	✓	✗	0
Vision	Genai Arena (Jiang et al., 2024)	✓	✗	✗	✓	✗	0
Vision	K-sort Arena (Li et al., 2025b)	✓	✗	✗	✓	✗	0
Vision	Vision Arena (Chou et al., 2025)	✓	✗	✗	✓	✓	919
Speech	S2S-Arena (Jiang et al., 2025)	✗	✗	✗	✗	✗	0
Text	Chatbot Arena (Chiang et al., 2024)	✓	✓	✗	✓	✓	106K
Search	Search Arena (Miroyan et al., 2025)	✓	✓	✗	✓	✓	24K
Code	WebDev Arena* (lma, 2025b)	✓	✓	✓	✗	✓	10.5K
Code	Copilot Arena (Chi et al.)	✓	✗	✗	✓	✓	114
Code	BIGCODEARENA (Ours)	✓	✓	✓	✓	✓	14K (4.7K)

Existing crowdsourced evaluators work well for common dialogue and visual content that are intuitive to compare. However, when evaluating long chunks of model-generated code, understanding the code semantics and reasoning about its runtime behaviours and non-functional properties are mentally exhausting and often demand specific expertise (Zhuo et al.; Jain et al.; Liu et al., 2024). Additionally, empirical studies confirm that humans often misjudge correctness without running the code (Détienne & Soloway, 1990; Lopez et al., 2008; Hassan et al., 2024). Intuitively, when we read the raw code, it is unclear which code snippet is superior; however, with execution feedback, it becomes visually obvious that model B is producing a higher-quality frontend.

Here, we argue that execution feedback materially improves the reliability of human judgements of code quality. We test this claim directly in a controlled within-subjects study (Section H.1), where giving the same experts access to execution raises their inter-expert agreement on the same 100 comparisons from 64.7% to 84.3%. Based on the aforementioned observation, we introduce BIGCODEARENA, a new open evaluation platform to collect human preferences of LLM-generated code, enabling on-the-fly compilation and execution of generated code, interactive debugging through code editing, and direct UI interaction. These features allow users to engage with program behavior rather than static snippets, providing a more robust and reliable evaluation of LLM outputs. BIGCODEARENA has now been deployed for over five months, which enables us to collect more than 14K crowdsourced conversation sessions on code generation tasks spanning 10 languages (e.g., Python, Golang, JavaScript) and 8 execution environments (e.g., PyGame, React, Mermaid). This benchmark offers a glance at users' interaction and preference when using 10 frontier LLMs, such as o3-mini (OpenAI, 2025), Claude-3.5-Sonnet (Anthropic, 2025), and GPT-4o (Hurst et al., 2024). Analysis of the collected data highlights diverse usage scenarios, including Web Design, Game Development, Diagram Creation, Creative Coding, Scientific Computing, and Problem Solving, and reveals differences in language strengths and framework preferences across models. Together, these findings position BIGCODEARENA as an open, execution-grounded platform for advancing the evaluation of LLMs.

To facilitate future research on systematic evaluation of code generation, we further release two benchmarks: BIGCODEREWARD and AUTOCODEARENA. Like RewardBench (Lambert et al., 2025), BIGCODEREWARD measures how closely reward models (Ouyang et al., 2022)

align with human judgments in code evaluation. On the other hand, AUTOCODEARENA aims to automate crowdsourced evaluation of BIGCODEARENA in the style of Arena-Hard-Auto (Li et al., 2025a). Evaluating more recent LLMs with these benchmarks yields three main findings. *First*, the strongest open LLMs are competitive with proprietary ones at judging code quality, although proprietary judges still attain the highest overall scores. *Second*, most LLM judges of code generation become substantially more accurate when execution results (e.g., UI screenshots) are available, with the largest gains on visually grounded topics; the effect is not universal, and some judges (e.g., InternVL3-78B) degrade, reinforcing our motivation for building BIGCODEARENA. *Third*, we find that GPT-5 currently leads the quality of code generation among the frontier LLMs, while Claude-Sonnet-4 and Claude-Opus-4 form a second tier; this ordering is stable across judges, baselines and answer positions (Section L.4), though differences between adjacent models should not be over-interpreted. We summarize our contributions as follows:

- We present BIGCODEARENA, a new platform for human-in-the-loop evaluation of code generation, featuring real-time execution and interactive UI engagement.
- We host BIGCODEARENA over five months, yielding 14K crowdsourced conversation sessions on various code generation tasks.
- Among the collected conversations, we identify a subset of 4.7K multi-turn pairwise conversations and conduct a detailed investigation of user performance when using the models for code generation.
- On top of the collected conversations, we release two preference-focused benchmarks for code evaluation: BIGCODEREWARD, for assessing model alignment with human judgments, and AUTOCODEARENA, for automating output evaluation via LLM-as-a-Judge. Our extensive experiments demonstrate both the utility of these benchmarks and the advancements of recent LLMs.

2 BIGCODEARENA

As shown in Table 1, most existing crowdsourced evaluation platforms are closed-source (both in codebase and data), limiting transparency and verifiability. Moreover, few platforms focus specifically on code generation. To address these limitations, we present BIGCODEARENA, the first fully open-source human evaluation platform for LLM-generated code via execution. BIGCODEARENA extends Chatbot Arena by enabling code execution and user-driven testing, with more details in Appendix F. LLM-generated code often appears syntactically correct while failing at runtime or misinterpreting the intended task. Traditional text-based crowdsourcing platforms such as Chatbot Arena (Chiang et al., 2024) present pairwise model responses for human voting, which works well for natural language tasks but fails to capture the complexities of code evaluation. Correctness frequently requires execution (Chen et al., 2021), since even minor changes can cause drastically different behaviors. Ensuring alignment with the prompt further requires a deep understanding of the task beyond surface fluency. Section F.1 illustrates this gap between static and interactive evaluation. For example, when prompted to build a responsive gallery website, both models generate code that looks reasonable in source form. However, it is difficult for users to determine which is better simply by reading the snippets. Once executed, though, it becomes clear that Model B produces a functional and visually appealing high-resolution grid, while Model A falls short. Rigorous evaluation thus requires execution feedback, not just static inspection, to capture the true quality and usefulness of code.

2.1 System Design

At a high level, BIGCODEARENA adopts a head-to-head evaluation setup. Given a user prompt, the platform presents two anonymized responses from different LLMs together with the execution results of extracted code snippets. These results are rendered either as interactive artifacts (e.g., applications, web pages) or as static outputs (e.g., text, images). Unlike Chatbot Arena, where judgments are made from a single static display, BIGCODEARENA

grounds evaluation in observable behavior and functional outcomes. Users can test execution results, explore program behavior, and edit the extracted code to assess correctness and robustness.

The system itself consists of a lightweight web-based frontend and a secure, modular backend, built on Gradio[2] and E2B[3]. The frontend supports syntax-highlighted code display, editing, dependency configuration, and execution result rendering. The backend manages dependency resolution, installs required packages, executes code in isolated sandboxed environments, and returns execution results. In addition to side-by-side chat comparisons inherited from Chatbot Arena, BIGCODEARENA also supports a one-sided chat mode to enable testing of model-specific features. Together, these components enable evaluation that goes beyond appearance, allowing users to judge which model response not only looks correct but also runs and fulfills the intended task.

Similar to Chiang et al. (2024), BIGCODEARENA allows users to ask questions and receive answers from two anonymous LLMs. After reviewing both responses, users vote for their preferred answer, with model identities revealed only after voting. To collect balanced crowdsourced human evaluations across all models, we implement a weighted sampling strategy for model pair selection. Initial participant models receive equal weights, while new entrants are temporarily upweighted to gather sufficient comparative data. Formally, with M models $\{1, \ldots, M\}$ and sampling weights w_i, the probability of selecting pair (i, j) is

$$p(i, j) = \frac{w_i \cdot w_j}{\sum_{k<\ell} w_k \cdot w_\ell}. \tag{1}$$

Here, w_i is uniform for established models and higher for new entrants. This approach ensures fair exposure across models and generates more stable preference signals over time. A key challenge in evaluation platforms is avoiding bias from artifacts such as response latency or execution speed. In code generation tasks, users might inadvertently prefer faster responses even when quality is lower. To mitigate this bias, BIGCODEARENA ensures that both model outputs are displayed simultaneously only after both models have completed generation and execution, prioritizing the response quality over generation speed.

3 Deployment

Setup BIGCODEARENA was advertised in open-source communities. Following prior setups (Chiang et al., 2024; Chi et al.; Chou et al., 2025), participants were not compensated but received free access to state-of-the-art models. Because collecting preference data in the wild is time-consuming, we also recruited 15 volunteer experts from the community (see Appendix A) with diverse programming expertise. To ensure annotation quality, we provided detailed guidelines and asked them to use varied prompts. Volunteers were required to conduct multi-turn pairwise conversations with at least two user–model exchanges. In addition to overall preference votes (four classes: Model A/B Better, Tie, Both Bad) suggested in Chiang et al. (2024), we included optional subcategories such as correctness, efficiency, explainability, maintainability, and UI/UX design. Although some aspects, like efficiency, are hard to quantify, we encouraged annotators to provide rationales for reproducibility. Alongside preference judgments, we logged user inputs, sandbox environments, execution results, and interaction activities.

Data Collection We choose 10 frontier LLMs (detailed in Appendix J) at the time of deployment (February, 2025), covering both open and proprietary models specializing at coding: Llama's Llama-3.3-70B (Grattafiori et al., 2024), Alibaba's Qwen2.5 (Qwen2.5-72B-Instruct and Qwen2.5-Coder-32B-Instruct) (Yang et al., 2025; Hui et al., 2024), OpenAI's GPT-4o (Hurst et al., 2024), OpenAI's o series (o1, o1-mini, o3-mini) (Jaech et al., 2024), Anthropic's Claude-3.5-Sonnet (Anthropic, 2025), and Google's Gemini-2.0 (Gemini-2.0-Pro and Gemini-2.0-Flash) (Google Research & Google DeepMind, 2024). To ensure the diversity of collected data, we set the temperature to 0.7 and top-p to 0.95 by default, though these

[2] https://gradio.app/
[3] https://e2b.dev/

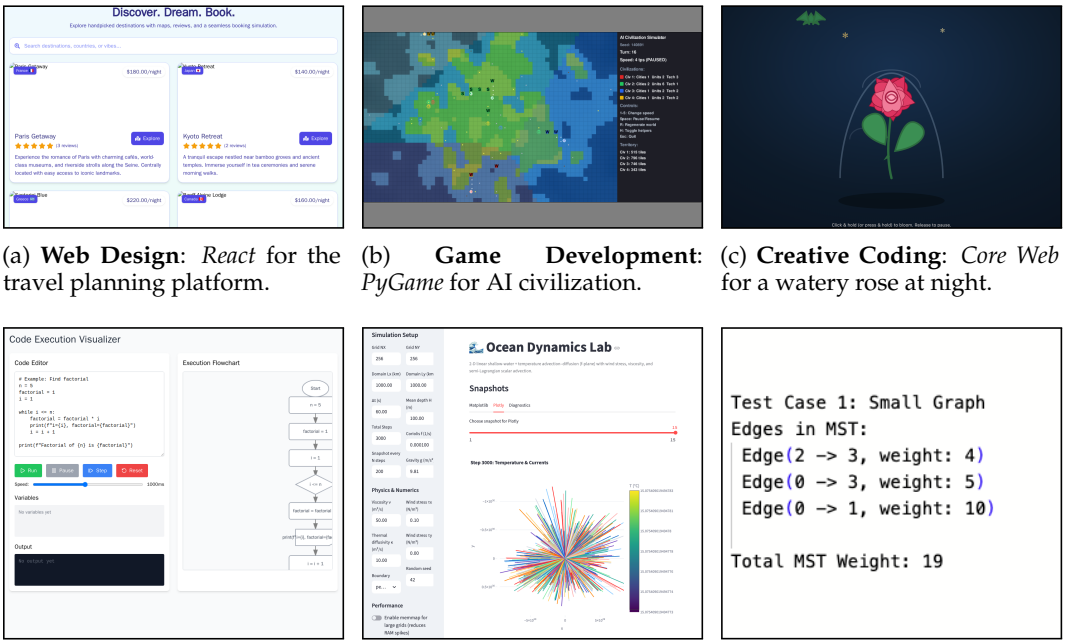

(a) **Web Design**: *React* for the travel planning platform.

(b) **Game Development**: *PyGame* for AI civilization.

(c) **Creative Coding**: *Core Web* for a watery rose at night.

(d) **Diagram Creation**: *Vue* for workflow visualization.

(e) **Scientific Computing**: *Streamlit* for Ocean simulation.

(f) **Problem Solving**: *Interpreter* for Kruskal's Algorithm for MST.

Figure 1: Examples of programming topics, prompts, and execution results in BIGCODEARENA.

settings are adjustable by users. Over the course of 5 months, we collected over 14,123 conversations from more than 500 unique IP addresses.

Quality Validation To assess the quality of crowdsourced votes, we randomly selected 470 sessions from the 4.7K multi-turn conversations and asked two human experts with over 5 years of programming experience to relabel their preferences. Following Chiang et al. (2024), experts were given conversations blindly, asked to execute all code snippets, and interact with the results within 10 minutes per comparison. We observed high agreement rates between the original BIGCODEARENA annotators and the experts: 80.4% and 86.0% respectively, with Kappa coefficients of 0.61 and 0.72, indicating substantial agreement. The inter-annotator agreement between the two experts was 83.2% with a Kappa coefficient of 0.67, suggesting strong consistency. Remaining disagreements stem mainly from the interactive nature of evaluation. In many cases, both solutions run successfully but differ in handling inputs, error messages, or interaction flows, leading to different preferences depending on how experts interpret the execution feedback. These agreement rates are measured under our default protocol, in which annotators always have execution access. To isolate the contribution of execution itself, we additionally run a controlled within-subjects study in which three experts judge the same 100 pairs both with and without execution (Section H.1): inter-expert agreement rises from 64.7% ($\kappa = 0.41$) to 84.3% ($\kappa = 0.69$), and of the judgements that change between conditions, 71% move toward the expert consensus label. We also verify that in-place code editing, which is available as an inspection aid, does not act as a hidden vote signal (Section H.3), and we report how execution success relates to preference in Section H.2.

Languages and Environments BIGCODEARENA currently supports 10 languages (Python, JavaScript, TypeScript, HTML, C, C++, Java, Go, Rust, and Markdown), and 8 execution environments (React, Vue, Core Web, Streamlit, PyGame, Gradio, Mermaid, and Interpreter). These are chosen to balance coverage of the most widely used languages in software development with frameworks that enable interactive and UI-oriented applications, which are particularly relevant for evaluating execution-based code generation. Python and interpreter-based workflows are emphasized given their ubiquity in data science and rapid

prototyping, while the inclusion of web and game frameworks ensures diversity in coding tasks and real-world deployment scenarios. The descriptions of supported execution environments can be viewed in Appendix F.

Topic Modeling From the 14K collected conversation sessions, we attempted to automatically cluster user prompts following the pipeline in Chiang et al. (2024), but the results did not yield clear topic boundaries. To provide a more interpretable categorization, four of the authors manually inspected 50% of collected prompts (randomly sampled) and identified six recurring topics (with examples in Figure 1): (1) *Web Design*, focusing on building and styling websites; (2) *Game Development*, involving the creation of interactive games; (3) *Diagram Creation*, generating visual representations of systems or ideas; (4) *Creative Coding*, using code for artistic or experimental purposes; (5) *Scientific Computing*, applying code to numerical and data-driven tasks; and (6) *Problem Solving*, where logical reasoning and algorithms are central.

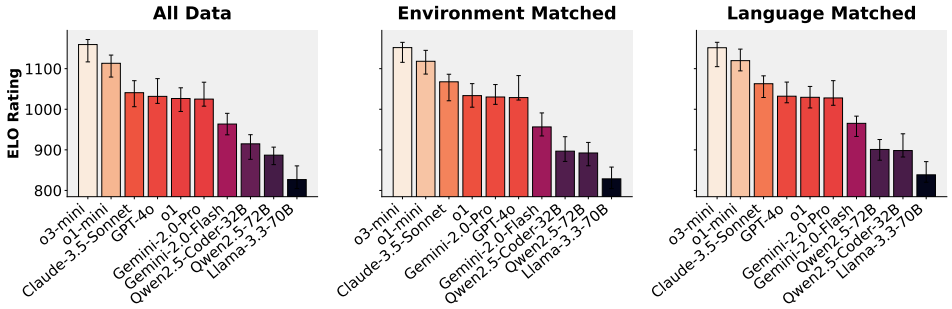

Figure 2: Elo ratings of models under three pair-sampling constraints: All Data (*left*), (Execution) Environment Matched (*middle*), and Language Matched (*right*). These settings progressively control runtime and language factors by using all data, matching environments, and restricting to the same language.

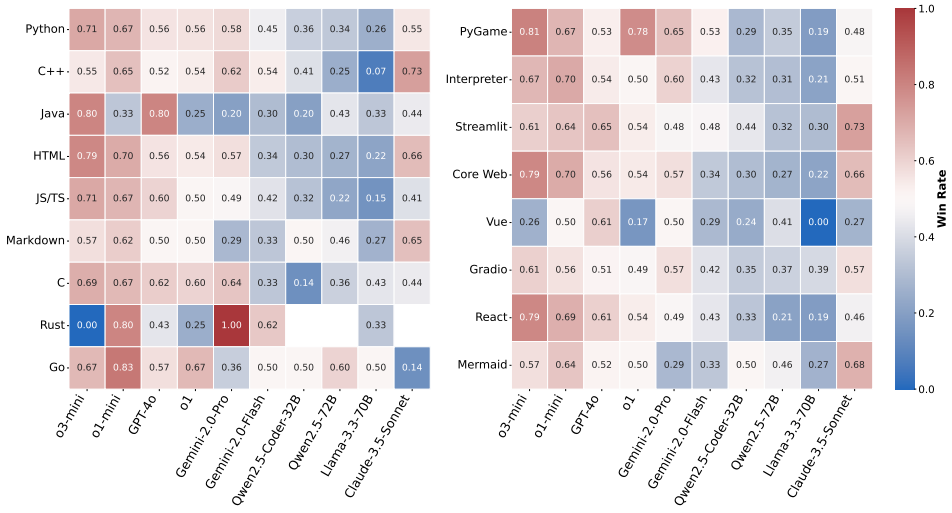

Figure 3: Overall win rate heatmaps (percentage of all pairwise comparisons won) of each model in the sessions across languages (*left*) and execution environments (*right*). For each category, we only keep models that appear in at least 3 conversation sessions.

4 Model Ranking

Based on the data analysis of 14K conversations in Appendix G, we now examine the voting outcomes that define model rankings. To ensure data quality, we filter out pairwise

conversations with fewer than two turns or without code execution, resulting in 4,731 voting samples, with each evaluated model receiving at least 700 votes. Aggregating these into Elo ratings yields a leaderboard that reflects relative model strengths while accounting for uncertainty and context. This shifts our analysis from descriptive interaction patterns to quantitative comparisons of model performance. We provide detailed analysis such as programming topics and comparisons to previous evaluations in Appendix I.

We construct a leaderboard from user preference judgments collected via pairwise comparisons. Let n be the number of sessions and M the number of models. For each session $i \in [n]$, the indicator $X_i \in \{-1, 0, 1\}^M$ encodes model positions ($\{-1, 1\}$ for Model A/B Better, and $\{0\}$ for Tie and Both Bad), while the outcome $Y_i \in \{0, 1, 0.5\}$ records wins, losses, or ties. Following prior work (Chiang et al., 2024; Chi et al.; Chou et al., 2025), we apply the Bradley-Terry model (Bradley & Terry, 1952) to estimate relative strengths $\boldsymbol{\beta} \in \mathbb{R}^M$. The Bradley-Terry model assumes that the probability p_{ij} that model i beats model j:

$$p_{ij} = \frac{e^{\beta_i}}{e^{\beta_i} + e^{\beta_j}}. \tag{2}$$

To capture statistical uncertainty, we use 100 bootstrap resamples to construct 95% confidence intervals. Models are ranked by median bootstrap ratings, with intervals indicating significance. Based on 4.7K multi-turn sessions involving 10 models (Figure 2), we analyze three evaluation settings: (1) All Data, (2) Environment Matched, and (3) Language Matched. These control runtime and linguistic variability. Rankings are consistent across settings, with o3-mini and o1-mini forming a clear top tier across environments and languages. Claude-3.5-Sonnet follows closely, especially under language matching. GPT-4o, o1, and Gemini-2.0-Pro/Flash form a competitive mid-tier, though GPT-4o weakens slightly under language matching. Qwen2.5 models and Llama-3.3-70B lag behind, highlighting the performance gap between leading proprietary and open models.

4.1 Detailed Analysis

Languages To better understand how model performance varies across languages, we analyze model *overall* win rates broken down by language-specific prompts (left of Figure 3). Across the board, top-tier models such as o3-mini and o1-mini achieve dominant win rates in widely used languages like Python, Java, and C++, which are commonly encountered in real-world applications and benchmarks. Other frontier models such as Gemini-2.0-Pro exhibit strong performance in lower-resource languages like Rust, achieving the highest win rate in that category. These results suggest that different models display distinct expertise, with frontier models excelling in different niches. In contrast, bottom-tier models such as the Qwen2.5 variants perform inconsistently, with weaknesses in Rust and Go.

Environments To separate model ability from implementation and runtime factors, we analyze win rates by execution environments (right of Figure 3). o3-mini shows consistently strong performance across contexts such as React, Streamlit, Gradio, Core Web, and PyGame, indicating robustness to environmental variability. Claude-3.5-Sonnet and Gemini-2.0-Flash also show stable performance, though with lower win rates in more complex environments like Vue and Mermaid. In contrast, Qwen2.5 models, while competitive in some web frameworks, struggle in interactive and visualization-oriented execution such as PyGame, Vue, and Mermaid, which demand careful handling of control flow, graphics, and dependencies. These results suggest that despite high aggregate Elo scores, certain models remain brittle under realistic runtime constraints.

Previous Evaluations To compare BIGCODEARENA with existing benchmarks, we measure Spearman rank correlations across leaderboards. BIGCODEARENA is most aligned with Chatbot Arena, particularly its coding subset (Chatbot Arena-Coding, $\rho = 0.68$), reflecting their shared conversational format. BigCodeBench shows weaker alignment ($\rho = 0.43$), likely due to its Python-only focus, while WebDev Arena exhibits moderate correlation ($\rho = 0.50$) given its narrow Next.js emphasis. Notably, the Core Web category of BIGCODEARENA aligns more strongly with WebDev Arena ($\rho = 0.68$), demonstrating

that BIGCODEARENA provides more holistic code generation evaluation across diverse categories. See Section I.3 for detailed correlation analysis and ranking shifts.

5 Automatic LLM Evaluation with BIGCODEARENA

In this section, we introduce two benchmarks, BIGCODEREWARD and AUTOCODEARENA, for evaluating practical coding automatically. BIGCODEREWARD leverages the 4.7K human preference votes from Section 4 to study reward models across diverse coding tasks. For this benchmark, we postprocess the conversations by concatenating all user prompts with the final model response in each session, and use these aggregated instances as the evaluation inputs. AUTOCODEARENA, by contrast, provides automated comparisons in the style of BIGCODEARENA using 600 representative prompts, reducing reliance on long-term crowdsourced voting. More details of BIGCODEREWARD and AUTOCODEARENA are provided in Appendix K and Appendix L, respectively.

5.1 BIGCODEREWARD: Evaluating Reward Modeling for Practical Coding

Motivation Reinforcement learning from human feedback (RLHF) sets a remarkable milestone in LLM training, where models are trained to align with human preference (Bai et al., 2022). Instead of manually designing objective functions, RLHF leverages preference data to train a reward model as a proxy for human evaluation. While there have been works targeting evaluation of reward models (Lambert et al., 2025; Malik et al., 2025), they mainly consider general domains. Execution-based code generation benchmarks like HumanEval (Chen et al., 2021) and BigCodeBench (Zhuo et al.) may serve as proxy for coding reward but fail to capture real-world scenarios. Therefore, we propose BIGCODEREWARD, the first benchmark for frontier code reward models.

Table 2: Accuracy results (%) for reward models across task categories with/without execution outputs. "−" denotes without, "+" with execution. While *all* proprietary models benefit, *some* open LLMs drop in accuracy of multimodal coding scenarios, suggesting instability and insufficient robustness when incorporating multimodal feedback.. Best results are shown in **bold**.

Models	Web		Game		Creative		Diagram		Scientific		Problem		Overall	
	−	+	−	+	−	+	−	+	−	+	−	+	−	+
Proprietary Models														
Claude-Sonnet-4 (Anthropic, 2025)	59.1	62.4	58.1	66.2	64.5	67.4	55.0	71.8	52.7	59.9	52.0	57.9	56.7	62.3
Claude-3.7-Sonnet (Anthropic, 2025)	57.3	63.1	55.5	61.8	65.5	**72.4**	52.3	71.1	50.7	59.9	45.3	57.8	53.9	62.2
Claude-3.5-Sonnet (Anthropic, 2025)	61.2	63.7	58.5	63.7	**69.5**	69.7	54.4	63.1	56.6	62.7	**57.3**	**64.2**	**59.7**	64.1
GPT-4.1 (OpenAI, 2025)	57.4	60.3	59.2	65.0	64.7	64.2	55.0	67.8	52.5	58.4	45.2	54.5	54.7	60.0
GPT-4.1-mini (OpenAI, 2025)	55.1	60.3	56.5	63.0	59.7	64.5	45.0	61.7	51.4	60.4	45.9	55.7	52.8	60.1
GPT-4o (Hurst et al., 2024)	57.7	65.0	57.3	65.4	67.1	72.1	55.7	69.8	53.3	63.0	43.8	57.5	54.6	63.8
GPT-4o-mini (Hurst et al., 2024)	59.3	65.1	59.2	63.4	63.7	68.4	53.7	68.5	55.4	63.4	56.5	63.1	58.3	64.5
Open Source Models														
Gemma-3-27B (Team et al., 2025b)	59.0	61.6	59.6	62.7	64.2	62.1	53.0	69.1	54.6	57.8	56.8	60.0	58.2	61.1
Qwen2.5-VL-72B-Instruct (Bai et al., 2025)	**61.6**	**65.8**	58.8	**68.8**	67.1	71.6	56.4	**76.5**	**57.4**	**63.7**	52.2	63.1	58.7	**66.2**
Qwen2.5-VL-32B-Instruct (Bai et al., 2025)	56.9	60.2	56.9	63.4	61.3	67.6	52.3	64.4	53.0	63.3	54.5	60.4	56.0	61.9
InternVL3-78B (Zhu et al., 2025)	60.0	42.9	**60.0**	47.0	65.5	45.0	49.7	39.2	54.8	46.6	50.7	54.5	57.3	46.8
InternVL3-38B (Zhu et al., 2025)	56.5	43.3	59.2	46.0	63.4	44.3	52.3	37.8	51.7	50.8	52.9	57.8	55.9	48.0
GLM-4.5V (Hong et al., 2025)	54.5	56.6	55.4	55.7	61.1	58.7	49.3	57.7	51.3	55.1	47.9	50.9	53.0	55.2
MiMo-VL-7B-RL (Team et al., 2025a)	50.7	49.8	51.7	54.2	57.7	58.3	**57.4**	60.7	47.8	54.9	40.5	42.5	49.0	50.7
Kimi-VL-A3B-Thinking (Team et al., 2025c)	46.1	46.4	44.5	47.6	47.7	54.1	39.5	55.0	45.3	49.2	39.3	38.5	44.2	46.2

Setup We study how execution feedback affects reward models' ability to judge code quality, using accuracy as the metric. Unlike RewardBench (Lambert et al., 2025), models must choose among three options: Response A/B Better, or Tie (combining Tie and Both Bad in Section 3). We evaluate two settings: (1) without execution results and (2) with execution results, which may include textual logs, screenshots, interactive applications, or plots. As explained in Section 2, these multimodal outputs can convey user preferences beyond text. Because multimodal classifier-based evaluators are limited (Ng & Jordan, 2001), we focus on open and proprietary generative models (see Appendix J). All models are evaluated under the LLM-as-a-Judge setting (Zhuo, 2024; Li et al., 2025a) with greedy decoding.

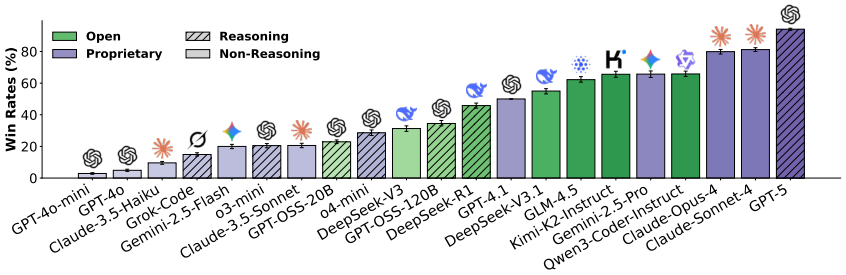

Figure 4: Overall performance of *more recent* LLMs on AUTOCODEARENA. We use GPT-4.1 as the baseline system and Claude-3.7-Sonnet as the judge. To avoid potential judgment bias toward self-generated responses, we exclude Claude-3.7-Sonnet from the rankings. GPT-4.1 is shown only to indicate the 50% win-rate baseline and is not compared against itself.

Result Analysis Table 2 reports results across six programming topics and overall averages, where we observe execution results generally improve accuracy. Proprietary models reach the highest scores, though Qwen2.5-VL-72B Instruct remains competitive among open-source options. Gains are largest in Diagram Creation and Game Development tasks, while smaller in Problem Solving. Some models show instability, for example InternVL3-78B dropping from 57.3% to 46.8% with execution results.

5.2 AUTOCODEARENA: Automating the Judgement of Code Generation

Motivation While BIGCODEARENA provides a reliable and human-grounded way to evaluate the coding capabilities of advanced LLMs, the process is extremely resource-consuming, as it requires large-scale crowdsourced preference votes collected over long periods of time. Given the rapid pace of LLM development, where new models are released on a weekly rather than yearly basis, there is a pressing need for a more efficient benchmark that can track progress without incurring prohibitive human annotation costs. Inspired by Li et al. (2025a), we develop AUTOCODEARENA, an automatic benchmark that leverages strong LLMs to approximate human preferences by comparing model outputs against a baseline system. Based on Li et al. (2025a), we use Bradley & Terry (1952) model to produce the final model scores. We aggregate all pairwise comparisons against the baseline model and apply bootstrapping to estimate confidence intervals for each model's win rate relative to the baseline. Models with higher win rates are generally more preferred by humans.

Setup To enable efficient evaluation, we design a prompt-selection pipeline. Prompts are first categorized into six programming topics (via GPT-4.1-mini, see Section 3), ranked within each topic, and sampled proportionally to match the distribution of the 4.7K multi-turn conversations (Section 4). In total, 600 representative prompts are chosen, reflecting real-world usage rather than enforcing artificial balance. Most prompts do not specify programming languages, allowing models to select their own. Building on Section 5.1, we execute code snippets and provide outputs to judge models (Claude-3.7-Sonnet). To overcome rate limits and latency of remote sandboxes, we implement a local Docker-based execution system supporting multiple languages and frameworks in parallel (Appendix L). All models (listed in Appendix J) are run with greedy decoding, except reasoning models, which use temperature 1.0 with medium reasoning effort.

Result Analysis The results in Figure 4 reveal several clear trends across open and proprietary LLMs. Proprietary models continue to demonstrate a performance edge, with GPT-5 establishing a new state-of-the-art by a sizable margin. Both Claude-Opus-4 and Claude-Sonnet-4 also perform strongly, underscoring Claude's strength in reasoning-heavy tasks. Among open models, progress is visible but uneven. Open LLMs like Kimi-K2, GLM-4.5, and Qwen3-Coder form a leading cluster that significantly narrows the gap with mid-tier proprietary models. In contrast, models such as GPT-4.1 and Claude-3.5-Sonnet occupy the middle tier, while smaller models lag substantially behind. Because these rankings rest on a single judge and a single baseline, we quantify their sensitivity to both choices

in Section L.4: rank correlations remain high under a second judge ($\rho = 0.96$), a second baseline ($\rho = 0.94$), and a two-judge ensemble ($\rho = 0.97$), the position-swap decision-flip rate is 5.8%, and the judge agrees with expert humans on 78.5% of a stratified 200-response sample. We therefore read Figure 4 as reliable at the level of coarse tiers rather than exact positions, and we caution that differences between adjacent models are within the range where judge and baseline choices matter. Section L.5 reports an n-gram contamination audit of the 600 prompts.

6 Related Work

Most code generation benchmarks assess natural-language to code generation. HumanEval (Chen et al., 2021) and MBPP (Austin et al., 2021) evaluate coding capability through algorithm problems with test cases. Practical benchmarks like DS-1000 (Lai et al., 2023) and BigCodeBench (Zhuo et al.) emphasize library usage importance. Recent works focus on multimodal code generation, such as webpages (Si et al., 2025; Yun et al., 2024) and plots (Wu et al., 2025). Unlike existing benchmarks, we target dynamic evaluation for programming scenarios with execution results. Automatic benchmarks have been criticized due to limited scopes and potential contamination issues (Yang et al., 2023). As a result, human judgement is considered a natural and reliable metric to evaluate LLMs (Clark et al., 2021). To address limitations, Chatbot Arena (Chiang et al., 2024) computes model rankings by collecting human preference in pairwise comparisons. While there are code-specific platforms like Copilot Arena (Chi et al.), they fall short in application scope or do not open-source details. In this work, we aim to provide intuitive, transparent and reliable human evaluation of LLM-generated code via execution feedback.

7 Conclusion

We present BIGCODEARENA, an open evaluation platform for collecting human preferences on LLM-generated code via execution. Unlike prior platforms, it integrates real-time execution and interactive testing, enabling more reliable judgments of correctness, functionality, and intent alignment. Across 10 frontier LLMs and 4.7K crowdsourced conversations, we show that execution-based evaluation reveals issues overlooked by static comparisons. We further introduce two benchmarks: BIGCODEREWARD, for measuring alignment with human preferences, and AUTOCODEARENA, for automating judgments with LLM-as-a-Judge. Our results highlight the value of execution signals, with GPT-5 leading overall and Claude models performing strongly. By constructing BIGCODEARENA and its benchmarks, we provide an open foundation for advancing robust, aligned code LLMs. We discuss the limitations of our claims and of both benchmarks in Appendix D. More related work and future work can be found in Appendix C and Appendix E, respectively.

Reproducibility Statement

This paper introduces BIGCODEARENA, an open execution-grounded human evaluation platform for LLM-generated code, along with two derived benchmarks (BIGCODEREWARD and AUTOCODEARENA). By enabling evaluators to judge models using observable runtime behavior rather than static code inspection, this work can improve the reliability and transparency of code generation evaluation, support reproducible research, and help practitioners better understand model strengths and failure modes across languages and execution environments. The benefits may accelerate progress on safer and more dependable coding assistants by providing higher-fidelity signals about functional correctness, robustness, and usability. All artifacts needed to reproduce our results are publicly available: the platform and evaluation code at `https://github.com/bigcode-project/bigcodearena`, and the raw conversations, human preference data, BIGCODEREWARD and AUTOCODEARENA datasets on Hugging Face. Appendix J lists every link together with the exact model endpoints used, and Section L.6 documents the Docker-based execution environment.

Acknowledgements

We thank the BigCode community and the volunteer annotators whose contributions made BIGCODEARENA possible. We are grateful to E2B for sandbox infrastructure support and to Hugging Face for hosting the platform and the released datasets. We also thank the anonymous COLM reviewers for feedback that substantially strengthened the evaluation, in particular the controlled human study in Section H.1 and the robustness analyses in Section L.4.

References

Text-to-image arena. https://lmarena.ai/leaderboard/text-to-image, 2025a.

Webdev arena. https://web.lmarena.ai/, 2025b. LMArena project; Battle and Leaderboard sections.

Anthropic. Introducing claude 4. Blog post, 2025. URL https://www.anthropic.com/news/claude-4.

Anthropic. Claude 3.5 sonnet model card addendum. Model card addendum, Anthropic, 2025. Accessed: 2025-08-27.

Jacob Austin, Augustus Odena, Maxwell Nye, Maarten Bosma, Henryk Michalewski, David Dohan, Ellen Jiang, Carrie Cai, Michael Terry, Quoc Le, et al. Program synthesis with large language models. ArXiv preprint, abs/2108.07732, 2021. URL https://arxiv.org/abs/2108.07732.

Jinze Bai, Shuai Bai, Yunfei Chu, Zeyu Cui, Kai Dang, Xiaodong Deng, Yang Fan, Wenbin Ge, Yu Han, Fei Huang, et al. Qwen technical report. ArXiv preprint, abs/2309.16609, 2023. URL https://arxiv.org/abs/2309.16609.

Shuai Bai, Keqin Chen, Xuejing Liu, Jialin Wang, Wenbin Ge, Sibo Song, Kai Dang, Peng Wang, Shijie Wang, Jun Tang, et al. Qwen2. 5-vl technical report. ArXiv preprint, abs/2502.13923, 2025. URL https://arxiv.org/abs/2502.13923.

Yuntao Bai, Andy Jones, Kamal Ndousse, Amanda Askell, Anna Chen, Nova DasSarma, Dawn Drain, Stanislav Fort, Deep Ganguli, Tom Henighan, et al. Training a helpful and harmless assistant with reinforcement learning from human feedback. ArXiv preprint, abs/2204.05862, 2022. URL https://arxiv.org/abs/2204.05862.

Emily M. Bender and Batya Friedman. Data statements for natural language processing: Toward mitigating system bias and enabling better science. Transactions of the Association for Computational Linguistics, 6:587–604, 2018. doi: 10.1162/tacl_a_00041. URL https://aclanthology.org/Q18-1041.

Xiao Bi, Deli Chen, Guanting Chen, Shanhuang Chen, Damai Dai, Chengqi Deng, Honghui Ding, Kai Dong, Qiushi Du, Zhe Fu, et al. Deepseek llm: Scaling open-source language models with longtermism. ArXiv preprint, abs/2401.02954, 2024. URL https://arxiv.org/abs/2401.02954.

Ralph Allan Bradley and Milton E Terry. Rank analysis of incomplete block designs: I. the method of paired comparisons. Biometrika, 39(3/4):324–345, 1952.

Mark Chen, Jerry Tworek, Heewoo Jun, Qiming Yuan, Henrique Ponde De Oliveira Pinto, Jared Kaplan, Harri Edwards, Yuri Burda, Nicholas Joseph, Greg Brockman, et al. Evaluating large language models trained on code. ArXiv preprint, abs/2107.03374, 2021. URL https://arxiv.org/abs/2107.03374.

Wayne Chi, Valerie Chen, Anastasios Nikolas Angelopoulos, Wei-Lin Chiang, Aditya Mittal, Naman Jain, Tianjun Zhang, Ion Stoica, Chris Donahue, and Ameet Talwalkar. Copilot arena: A platform for code llm evaluation in the wild. In Forty-second International Conference on Machine Learning.

Wei-Lin Chiang, Lianmin Zheng, Ying Sheng, Anastasios Nikolas Angelopoulos, Tianle Li, Dacheng Li, Banghua Zhu, Hao Zhang, Michael I. Jordan, Joseph E. Gonzalez, and Ion Stoica. Chatbot arena: An open platform for evaluating llms by human preference. In Forty-first International Conference on Machine Learning, ICML 2024, Vienna, Austria, July 21-27, 2024. OpenReview.net, 2024. URL https://openreview.net/forum?id=3MW8GKNyzI.

Christopher Chou, Lisa Dunlap, Koki Mashita, Krishna Mandal, Trevor Darrell, Ion Stoica, Joseph E Gonzalez, and Wei-Lin Chiang. Visionarena: 230k real world user-vlm conversations with preference labels. In Proceedings of the Computer Vision and Pattern Recognition Conference, pp. 3877–3887, 2025.

Elizabeth Clark, Tal August, Sofia Serrano, Nikita Haduong, Suchin Gururangan, and Noah A. Smith. All that's 'human' is not gold: Evaluating human evaluation of generated text. In Chengqing Zong, Fei Xia, Wenjie Li, and Roberto Navigli (eds.), Proceedings of the 59th Annual Meeting of the Association for Computational Linguistics and the 11th International Joint Conference on Natural Language Processing (Volume 1: Long Papers), pp. 7282–7296, Online, 2021. Association for Computational Linguistics. doi: 10.18653/v1/2021.acl-long.565. URL https://aclanthology.org/2021.acl-long.565.

Françoise Détienne and Elliot Soloway. An empirically-derived control structure for the process of program understanding. International Journal of Man-Machine Studies, 33(3): 323–342, 1990.

Dylan Ebert. 3d arena: An open platform for generative 3d evaluation. ArXiv preprint, abs/2506.18787, 2025. URL https://arxiv.org/abs/2506.18787.

Markus Freitag, George Foster, David Grangier, Viresh Ratnakar, Qijun Tan, and Wolfgang Macherey. Experts, errors, and context: A large-scale study of human evaluation for machine translation. Transactions of the Association for Computational Linguistics, 9:1460–1474, 2021. doi: 10.1162/tacl_a_00437. URL https://aclanthology.org/2021.tacl-1.87.

Daniel Fried, Armen Aghajanyan, Jessy Lin, Sida Wang, Eric Wallace, Freda Shi, Ruiqi Zhong, Scott Yih, Luke Zettlemoyer, and Mike Lewis. Incoder: A generative model for code infilling and synthesis. In The Eleventh International Conference on Learning Representations, ICLR 2023, Kigali, Rwanda, May 1-5, 2023. OpenReview.net, 2023. URL https://openreview.net/pdf?id=hQwb-lbM6EL.

Timnit Gebru, Jamie Morgenstern, Briana Vecchione, Jennifer Wortman Vaughan, Hanna Wallach, Hal Daumé Iii, and Kate Crawford. Datasheets for datasets. Communications of the ACM, 64(12):86–92, 2021.

Google Research & Google DeepMind. Introducing Gemini 2.0: Our new ai model for the agentic era. Blog post, Google Technology, 2024. URL https://blog.google/technology/google-deepmind/google-gemini-ai-update-december-2024/.

Aaron Grattafiori, Abhimanyu Dubey, Abhinav Jauhri, Abhinav Pandey, Abhishek Kadian, Ahmad Al-Dahle, Aiesha Letman, Akhil Mathur, Alan Schelten, Alex Vaughan, et al. The llama 3 herd of models. ArXiv preprint, abs/2407.21783, 2024. URL https://arxiv.org/abs/2407.21783.

Mohammed Hassan, Grace Zeng, and Craig Zilles. Evaluating how novices utilize debuggers and code execution to understand code. In Proceedings of the 2024 ACM Conference on International Computing Education Research-Volume 1, pp. 65–83, 2024.

Wenyi Hong, Wenmeng Yu, Xiaotao Gu, Guo Wang, Guobing Gan, Haomiao Tang, Jiale Cheng, Ji Qi, Junhui Ji, Lihang Pan, et al. Glm-4.1 v-thinking: Towards versatile multimodal reasoning with scalable reinforcement learning. arXiv e-prints, pp. arXiv–2507, 2025.

Xinyi Hou, Yanjie Zhao, Yue Liu, Zhou Yang, Kailong Wang, Li Li, Xiapu Luo, David Lo, John Grundy, and Haoyu Wang. Large language models for software engineering: A systematic literature review. ACM Transactions on Software Engineering and Methodology, 33(8): 1–79, 2024.

Binyuan Hui, Jian Yang, Zeyu Cui, Jiaxi Yang, Dayiheng Liu, Lei Zhang, Tianyu Liu, Jiajun Zhang, Bowen Yu, Keming Lu, et al. Qwen2. 5-coder technical report. ArXiv preprint, abs/2409.12186, 2024. URL https://arxiv.org/abs/2409.12186.

Aaron Hurst, Adam Lerer, Adam P Goucher, Adam Perelman, Aditya Ramesh, Aidan Clark, AJ Ostrow, Akila Welihinda, Alan Hayes, Alec Radford, et al. Gpt-4o system card. ArXiv preprint, abs/2410.21276, 2024. URL https://arxiv.org/abs/2410.21276.

Aaron Jaech, Adam Kalai, Adam Lerer, Adam Richardson, Ahmed El-Kishky, Aiden Low, Alec Helyar, Aleksander Madry, Alex Beutel, Alex Carney, et al. Openai o1 system card. ArXiv preprint, abs/2412.16720, 2024. URL https://arxiv.org/abs/2412.16720.

Naman Jain, King Han, Alex Gu, Wen-Ding Li, Fanjia Yan, Tianjun Zhang, Sida Wang, Armando Solar-Lezama, Koushik Sen, and Ion Stoica. Livecodebench: Holistic and contamination free evaluation of large language models for code. In The Thirteenth International Conference on Learning Representations.

Dongfu Jiang, Max Ku, Tianle Li, Yuansheng Ni, Shizhuo Sun, Rongqi Fan, and Wenhu Chen. Genai arena: An open evaluation platform for generative models. In Amir Globersons, Lester Mackey, Danielle Belgrave, Angela Fan, Ulrich Paquet, Jakub M. Tomczak, and Cheng Zhang (eds.), Advances in Neural Information Processing Systems 38: Annual Conference on Neural Information Processing Systems 2024, NeurIPS 2024, Vancouver, BC, Canada, December 10 - 15, 2024, 2024. URL http://papers.nips.cc/paper_files/paper/2024/hash/92249f9233286e437f808fa535d88b26-Abstract-Datasets_and_Benchmarks_Track.html.

Feng Jiang, Zhiyu Lin, Fan Bu, Yuhao Du, Benyou Wang, and Haizhou Li. S2s-arena, evaluating speech2speech protocols on instruction following with paralinguistic information. ArXiv preprint, abs/2503.05085, 2025. URL https://arxiv.org/abs/2503.05085.

Matthew Jin, Syed Shahriar, Michele Tufano, Xin Shi, Shuai Lu, Neel Sundaresan, and Alexey Svyatkovskiy. Inferfix: End-to-end program repair with llms. In Proceedings of the 31st ACM joint european software engineering conference and symposium on the foundations of software engineering, pp. 1646–1656, 2023.

Yuhang Lai, Chengxi Li, Yiming Wang, Tianyi Zhang, Ruiqi Zhong, Luke Zettlemoyer, Wen-Tau Yih, Daniel Fried, Sida I. Wang, and Tao Yu. DS-1000: A natural and reliable benchmark for data science code generation. In Andreas Krause, Emma Brunskill, Kyunghyun Cho, Barbara Engelhardt, Sivan Sabato, and Jonathan Scarlett (eds.), International Conference on Machine Learning, ICML 2023, 23-29 July 2023, Honolulu, Hawaii, USA, volume 202 of Proceedings of Machine Learning Research, pp. 18319–18345. PMLR, 2023. URL https://proceedings.mlr.press/v202/lai23b.html.

Nathan Lambert, Valentina Pyatkin, Jacob Morrison, Lester James Validad Miranda, Bill Yuchen Lin, Khyathi Chandu, Nouha Dziri, Sachin Kumar, Tom Zick, Yejin Choi, et al. Rewardbench: Evaluating reward models for language modeling. In Findings of the Association for Computational Linguistics: NAACL 2025, pp. 1755–1797, 2025.

Raymond Li, Yangtian Zi, Niklas Muennighoff, Denis Kocetkov, Chenghao Mou, Marc Marone, Christopher Akiki, Jia LI, Jenny Chim, Qian Liu, et al. Starcoder: may the source be with you! Transactions on Machine Learning Research.

Tianle Li, Wei-Lin Chiang, Evan Frick, Lisa Dunlap, Tianhao Wu, Banghua Zhu, Joseph E. Gonzalez, and Ion Stoica. From crowdsourced data to high-quality benchmarks: Arena-hard and benchbuilder pipeline. In Forty-second International Conference on Machine Learning, 2025a. URL https://openreview.net/forum?id=KfTf9vFvSn.

Zhikai Li, Xuewen Liu, Dongrong Joe Fu, Jianquan Li, Qingyi Gu, Kurt Keutzer, and Zhen Dong. K-sort arena: Efficient and reliable benchmarking for generative models via k-wise human preferences. In Proceedings of the Computer Vision and Pattern Recognition Conference, pp. 9131–9141, 2025b.

Jiawei Liu, Thanh Nguyen, Mingyue Shang, Hantian Ding, Xiaopeng Li, Yu Yu, Varun Kumar, and Zijian Wang. Learning code preference via synthetic evolution. ArXiv preprint, abs/2410.03837, 2024. URL https://arxiv.org/abs/2410.03837.

Mike Lopez, Jacqueline Whalley, Phil Robbins, and Raymond Lister. Relationships between reading, tracing and writing skills in introductory programming. In Proceedings of the fourth international workshop on computing education research, pp. 101–112, 2008.

Anton Lozhkov, Raymond Li, Loubna Ben Allal, Federico Cassano, Joel Lamy-Poirier, Nouamane Tazi, Ao Tang, Dmytro Pykhtar, Jiawei Liu, Yuxiang Wei, et al. Starcoder 2 and the stack v2: The next generation. ArXiv preprint, abs/2402.19173, 2024. URL https://arxiv.org/abs/2402.19173.

Saumya Malik, Valentina Pyatkin, Sander Land, Jacob Morrison, Noah A Smith, Hannaneh Hajishirzi, and Nathan Lambert. Rewardbench 2: Advancing reward model evaluation. ArXiv preprint, abs/2506.01937, 2025. URL https://arxiv.org/abs/2506.01937.

Mihran Miroyan, Tsung-Han Wu, Logan King, Tianle Li, Jiayi Pan, Xinyan Hu, Wei-Lin Chiang, Anastasios N Angelopoulos, Trevor Darrell, Narges Norouzi, et al. Search arena: Analyzing search-augmented llms. ArXiv preprint, abs/2506.05334, 2025. URL https://arxiv.org/abs/2506.05334.

Andrew Y. Ng and Michael I. Jordan. On discriminative vs. generative classifiers: A comparison of logistic regression and naive bayes. In Thomas G. Dietterich, Suzanna Becker, and Zoubin Ghahramani (eds.), Advances in Neural Information Processing Systems 14 [Neural Information Processing Systems: Natural and Synthetic, NIPS 2001, December 3-8, 2001, Vancouver, British Columbia, Canada], pp. 841–848. MIT Press, 2001. URL https://proceedings.neurips.cc/paper/2001/hash/7b7a53e239400a13bd6be6c91c4f6c4e-Abstract.html.

Erik Nijkamp, Bo Pang, Hiroaki Hayashi, Lifu Tu, Huan Wang, Yingbo Zhou, Silvio Savarese, and Caiming Xiong. Codegen: An open large language model for code with multi-turn program synthesis. In The Eleventh International Conference on Learning Representations, ICLR 2023, Kigali, Rwanda, May 1-5, 2023. OpenReview.net, 2023. URL https://openreview.net/pdf?id=iaYcJKpY2B_.

OpenAI. Openai o3-mini system card. System card, OpenAI, 2025. Accessed: 2025-08-27.

OpenAI. Introducing GPT-4.1 in the api. Blog post, 2025. URL https://openai.com/index/gpt-4-1/.

Long Ouyang, Jeffrey Wu, Xu Jiang, Diogo Almeida, Carroll L. Wainwright, Pamela Mishkin, Chong Zhang, Sandhini Agarwal, Katarina Slama, Alex Ray, John Schulman, Jacob Hilton, Fraser Kelton, Luke Miller, Maddie Simens, Amanda Askell, Peter Welinder, Paul F. Christiano, Jan Leike, and Ryan Lowe. Training language models to follow instructions with human feedback. In Sanmi Koyejo, S. Mohamed, A. Agarwal, Danielle Belgrave, K. Cho, and A. Oh (eds.), Advances in Neural Information Processing Systems 35: Annual Conference on Neural Information Processing Systems 2022, NeurIPS 2022, New Orleans, LA, USA, November 28 - December 9, 2022, 2022. URL http://papers.nips.cc/paper_files/paper/2022/hash/b1efde53be364a73914f58805a001731-Abstract-Conference.html.

Shishir G. Patil, Tianjun Zhang, Xin Wang, and Joseph E. Gonzalez. Gorilla: Large language model connected with massive apis. In Amir Globersons, Lester Mackey, Danielle Belgrave, Angela Fan, Ulrich Paquet, Jakub M. Tomczak, and Cheng Zhang (eds.), Advances in Neural Information Processing Systems 38: Annual Conference on Neural Information Processing Systems 2024, NeurIPS 2024, Vancouver, BC, Canada, December 10 - 15, 2024, 2024. URL http://papers.nips.cc/paper_files/paper/2024/hash/e4c61f578ff07830f5c37378dd3ecb0d-Abstract-Conference.html.

Juan A Rodriguez, Abhay Puri, Shubham Agarwal, Issam H Laradji, Pau Rodriguez, Sai Rajeswar, David Vazquez, Christopher Pal, and Marco Pedersoli. Starvector: Generating scalable vector graphics code from images and text. In Proceedings of the Computer Vision and Pattern Recognition Conference, pp. 16175–16186, 2025.

Chenglei Si, Yanzhe Zhang, Ryan Li, Zhengyuan Yang, Ruibo Liu, and Diyi Yang. Design2code: Benchmarking multimodal code generation for automated front-end engineering. In Proceedings of the 2025 Conference of the Nations of the Americas Chapter of the Association for Computational Linguistics: Human Language Technologies (Volume 1: Long Papers), pp. 3956–3974, 2025.

Core Team, Zihao Yue, Zhenru Lin, Yifan Song, Weikun Wang, Shuhuai Ren, Shuhao Gu, Shicheng Li, Peidian Li, Liang Zhao, Lei Li, Kainan Bao, Hao Tian, Hailin Zhang, Gang Wang, Dawei Zhu, Cici, Chenhong He, Bowen Ye, Bowen Shen, Zihan Zhang, Zihan Jiang, Zhixian Zheng, Zhichao Song, Zhenbo Luo, Yue Yu, Yudong Wang, Yuanyuan Tian, Yu Tu, Yihan Yan, Yi Huang, Xu Wang, Xinzhe Xu, Xingchen Song, Xing Zhang, Xing Yong, Xin Zhang, Xiangwei Deng, Wenyu Yang, Wenhan Ma, Weiwei Lv, Weiji Zhuang, Wei Liu, Sirui Deng, Shuo Liu, Shimao Chen, Shihua Yu, Shaohui Liu, Shande Wang, Rui Ma, Qiantong Wang, Peng Wang, Nuo Chen, Menghang Zhu, Kangyang Zhou, Kang Zhou, Kai Fang, Jun Shi, Jinhao Dong, Jiebao Xiao, Jiaming Xu, Huaqiu Liu, Hongshen Xu, Heng Qu, Haochen Zhao, Hanglong Lv, Guoan Wang, Duo Zhang, Dong Zhang, Di Zhang, Chong Ma, Chang Liu, Can Cai, and Bingquan Xia. Mimo-vl technical report, 2025a. URL https://arxiv.org/abs/2506.03569.

Gemini Team, Rohan Anil, Sebastian Borgeaud, Jean-Baptiste Alayrac, Jiahui Yu, Radu Soricut, Johan Schalkwyk, Andrew M Dai, Anja Hauth, Katie Millican, et al. Gemini: a family of highly capable multimodal models. ArXiv preprint, abs/2312.11805, 2023. URL https://arxiv.org/abs/2312.11805.

Gemma Team, Aishwarya Kamath, Johan Ferret, Shreya Pathak, Nino Vieillard, Ramona Merhej, Sarah Perrin, Tatiana Matejovicova, Alexandre Ramé, Morgane Rivière, et al. Gemma 3 technical report. ArXiv preprint, abs/2503.19786, 2025b. URL https://arxiv.org/abs/2503.19786.

Kimi Team, Angang Du, Bohong Yin, Bowei Xing, Bowen Qu, Bowen Wang, Cheng Chen, Chenlin Zhang, Chenzhuang Du, Chu Wei, et al. Kimi-vl technical report. ArXiv preprint, abs/2504.07491, 2025c. URL https://arxiv.org/abs/2504.07491.

Chengyue Wu, Zhixuan Liang, Yixiao Ge, Qiushan Guo, Zeyu Lu, Jiahao Wang, Ying Shan, and Ping Luo. Plot2code: A comprehensive benchmark for evaluating multi-modal large language models in code generation from scientific plots. In Findings of the Association for Computational Linguistics: NAACL 2025, pp. 3006–3028, 2025.

Tianbao Xie, Danyang Zhang, Jixuan Chen, Xiaochuan Li, Siheng Zhao, Ruisheng Cao, Toh Jing Hua, Zhoujun Cheng, Dongchan Shin, Fangyu Lei, Yitao Liu, Yiheng Xu, Shuyan Zhou, Silvio Savarese, Caiming Xiong, Victor Zhong, and Tao Yu. Osworld: Benchmarking multimodal agents for open-ended tasks in real computer environments. In Amir Globersons, Lester Mackey, Danielle Belgrave, Angela Fan, Ulrich Paquet, Jakub M. Tomczak, and Cheng Zhang (eds.), Advances in Neural Information Processing Systems 38: Annual Conference on Neural Information Processing Systems 2024, NeurIPS 2024, Vancouver, BC, Canada, December 10 - 15, 2024, 2024. URL http://papers.nips.cc/paper_files/paper/2024/hash/5d413e48f84dc61244b6be550f1cd8f5-Abstract-Datasets_and_Benchmarks_Track.html.

An Yang, Bowen Yu, Chengyuan Li, Dayiheng Liu, Fei Huang, Haoyan Huang, Jiandong Jiang, Jianhong Tu, Jianwei Zhang, Jingren Zhou, et al. Qwen2. 5-1m technical report. ArXiv preprint, abs/2501.15383, 2025. URL https://arxiv.org/abs/2501.15383.

Shuo Yang, Wei-Lin Chiang, Lianmin Zheng, Joseph E Gonzalez, and Ion Stoica. Rethinking benchmark and contamination for language models with rephrased samples. ArXiv preprint, abs/2311.04850, 2023. URL https://arxiv.org/abs/2311.04850.

Sukmin Yun, Haokun Lin, Rusiru Thushara, Mohammad Qazim Bhat, Yongxin Wang, Zutao Jiang, Mingkai Deng, Jinhong Wang, Tianhua Tao, Junbo Li, Haonan Li, Preslav Nakov, Timothy Baldwin, Zhengzhong Liu, Eric P. Xing, Xiaodan Liang, and Zhiqiang Shen. Web2code: A large-scale webpage-to-code dataset and evaluation framework for multimodal llms. In Amir Globersons, Lester Mackey, Danielle

Belgrave, Angela Fan, Ulrich Paquet, Jakub M. Tomczak, and Cheng Zhang (eds.), Advances in Neural Information Processing Systems 38: Annual Conference on Neural Information Processing Systems 2024, NeurIPS 2024, Vancouver, BC, Canada, December 10 - 15, 2024, 2024. URL http://papers.nips.cc/paper_files/paper/2024/hash/cb66be286795d71f89367d596bf78ea7-Abstract-Datasets_and_Benchmarks_Track.html.

Chenchen Zhang, Yuhang Li, Can Xu, Jiaheng Liu, Ao Liu, Shihui Hu, Dengpeng Wu, Guanhua Huang, Kejiao Li, Qi Yi, et al. Artifactsbench: Bridging the visual-interactive gap in llm code generation evaluation. ArXiv preprint, abs/2507.04952, 2025. URL https://arxiv.org/abs/2507.04952.

Wayne Xin Zhao, Kun Zhou, Junyi Li, Tianyi Tang, Xiaolei Wang, Yupeng Hou, Yingqian Min, Beichen Zhang, Junjie Zhang, Zican Dong, et al. A survey of large language models. ArXiv preprint, abs/2303.18223, 2023. URL https://arxiv.org/abs/2303.18223.

Jeffrey Zhou, Tianjian Lu, Swaroop Mishra, Siddhartha Brahma, Sujoy Basu, Yi Luan, Denny Zhou, and Le Hou. Instruction-following evaluation for large language models. ArXiv preprint, abs/2311.07911, 2023. URL https://arxiv.org/abs/2311.07911.

Jinguo Zhu, Weiyun Wang, Zhe Chen, Zhaoyang Liu, Shenglong Ye, Lixin Gu, Hao Tian, Yuchen Duan, Weijie Su, Jie Shao, et al. Internvl3: Exploring advanced training and test-time recipes for open-source multimodal models. ArXiv preprint, abs/2504.10479, 2025. URL https://arxiv.org/abs/2504.10479.

Terry Yue Zhuo. ICE-score: Instructing large language models to evaluate code. In Yvette Graham and Matthew Purver (eds.), Findings of the Association for Computational Linguistics: EACL 2024, pp. 2232–2242, St. Julian's, Malta, 2024. Association for Computational Linguistics. URL https://aclanthology.org/2024.findings-eacl.148.

Terry Yue Zhuo, Vu Minh Chien, Jenny Chim, Han Hu, Wenhao Yu, Ratnadira Widyasari, Imam Nur Bani Yusuf, Haolan Zhan, Junda He, Indraneil Paul, et al. Bigcodebench: Benchmarking code generation with diverse function calls and complex instructions. In The Thirteenth International Conference on Learning Representations.

Contents

A Datacard **19**

B Data Sheet **20**

B.1 Motivation . . . 20

B.1.1 For what purpose was the dataset created? . . . 20

B.2 Composition/Collection Process/Preprocessing/Cleaning/Labeling and Use 20

B.3 Distribution . . . 20

B.3.1 Will the dataset be distributed to third parties outside of the entity (e.g., company, institution, organization) on behalf of which the dataset was created? . . . 20

B.3.2 How will the dataset be distributed (e.g., tarball on website, API, GitHub)? . . . 21

B.3.3 When will the dataset be distributed? . . . 21

B.3.4 Will the dataset be distributed under a copyright or other intellectual property (IP) license, and/or under applicable terms of use (ToU)? . 21

B.4 Maintenance . . . 21

B.4.1 How can the owner/curator/manager of the dataset be contacted (e.g., email address)? . . . 21

B.4.2 Will the dataset be updated (e.g., to correct labeling errors, add new instances, delete instances)? . . . 21

B.4.3 If others want to extend/augment/build on/contribute to the dataset, is there a mechanism for them to do so? . . . 21

C Related Work **21**

D Limitations **22**

E Future Work **23**

F BIGCODEARENA **24**

F.1 Motivating Example . . . 24

F.2 Screenshot . . . 24

F.3 System Design . . . 25

F.4 Model Sampling Strategy . . . 26

F.5 Supported Execution Environments . . . 27

F.6 System Prompt Design . . . 27

F.7 Sandbox Infrastructure for BIGCODEARENA . . . 29

F.8 Case Studies on UI Interactions . . . 30

G Data Analysis **31**

G.1 Conversation Characteristics Analysis . . . 31

G.2 Understanding User Interaction with Execution Outcomes . . . 33

H Reliability of Human Preferences **34**
H.1 Controlled Study: Judging With and Without Execution . . . 34
H.2 Execution Outcomes and Human Preference . . . 35
H.3 Effect of In-Place Code Editing . . . 35

I BIGCODEARENA Ranking Analysis **35**
I.1 Overall Analysis . . . 35
I.2 Analysis of Programming Topics . . . 36
I.3 Comparisons to Previous Evaluations . . . 37

J Artifacts **38**

K BIGCODEREWARD **39**
K.1 Experiment Details . . . 39
K.2 Judgement Prompt (with Output) . . . 39
K.3 Judgement Prompt (without Output) . . . 40
K.4 Metric . . . 41
K.5 Experiment Results . . . 41
K.6 Case Studies . . . 42
K.6.1 Web Design . . . 43
K.6.2 Game Development . . . 44
K.6.3 Creative Coding . . . 45
K.6.4 Diagram Creation . . . 46
K.6.5 Scientific Computing . . . 47
K.6.6 Problem Solving . . . 48

L AUTOCODEARENA **49**
L.1 Classification Prompt . . . 49
L.2 Generation Prompt . . . 49
L.3 Judgement System Prompt . . . 50
L.4 Robustness of the AUTOCODEARENA Ranking . . . 51
L.5 Contamination Audit of the AUTOCODEARENA Prompts . . . 51
L.6 Customized Sandbox . . . 52
L.7 More Results . . . 53
L.7.1 Web Design . . . 53
L.7.2 Game Development . . . 53
L.7.3 Creative Coding . . . 54
L.7.4 Diagram Creation . . . 54
L.7.5 Scientific Computing . . . 54
L.7.6 Problem Solving . . . 56

L.8 Case Studies 57

A Datacard

We follow (Bender & Friedman, 2018) to create the datacard for BIGCODEARENA, where we tend to summarize and centralize all information that might be relevant for the benchmark analysis.

Curation Rationale This is detailed in Section 3.

Language Variety Information about our annotators' nationalities will not be provided, as we do not have much knowledge of the public annotators. However, we confirm that all communications among the 15 volunteers recruited from the BigCode community are in mainstream English (en-US). We note that the first language of these volunteers is not English, which can introduce some inaccurate expressions to the task prompts in the collected data.

Curators Demographic The data annotation in BIGCODEARENA requires the great annotation effort of 15 Curators, who are involved in the process detailed in Section 3. They come from the following population:

- **Experience in Python Programming (Years)**:
  - 1-3: 7% (1/15)
  - 3-5: 60% (9/15)
  - 5+: 20% (3/15)
- **Experience in C Programming (Years)**:
  - 1-3: 27% (4/15)
  - 3-5: 27% (4/15)
  - 5+: 13% (2/15)
- **Experience in C++ Programming (Years)**:
  - 1-3: 27% (4/15)
  - 3-5: 27% (4/15)
  - 5+: 13% (2/15)
- **Experience in Java Programming (Years)**:
  - 1-3: 40% (6/15)
  - 5+: 20% (3/15)
- **Experience in Javascript/Typescript Programming (Years)**:
  - 1-3: 13% (2/15)
  - 3-5: 7% (1/15)
  - 5+: 7% (1/15)
- **Experience in Markdown (Years)**:

  - 1-3: 33% (5/15)
  - 3-5: 7% (1/15)
- **Experience in Rust Programming (Years)**:
  - 1-3: 27% (4/15)
- **Experience in Golang Programming (Years)**:
  - 1-3: 20% (3/15)
  - 3-5: 13% (2/15)
- **Experience in HTML Programming (Years)**:
  - 3-5: 20% (3/15)
- **Academic Background**:
  - Bachelor: 20% (3/15)
  - Master: 33% (5/15)
  - PhD: 47% (7/15)

Text Characteristics This is detailed in Appendix G.

B Data Sheet

Besides the provided Datacard, we follow the documentation frameworks provided by (Gebru et al., 2021).

B.1 Motivation

B.1.1 For what purpose was the dataset created?

Our dataset aims to provide a thorough understanding of human preference on AI coding. Particularly, we focus on the challenges and practicability of the tasks, and pinpoint two main characteristics that few evaluations highlight: (1) Human understanding of the practical coding matter, and (2) Execution feedback is important to judge the code quality.This dataset will help stakeholders better understand the fundamental abilities and limitations associated with deploying LLMs.

B.2 Composition/Collection Process/Preprocessing/Cleaning/Labeling and Use

The answers are described in our paper as well as the GitHub repository: `https://github.com/bigcode-project/bigcodearena`.

B.3 Distribution

B.3.1 Will the dataset be distributed to third parties outside of the entity (e.g., company, institution, organization) on behalf of which the dataset was created?

No. Our dataset is managed and maintained by the BigCode community (`https://www.bigcode-project.org/`).

B.3.2 *How will the dataset be distributed (e.g., tarball on website, API, GitHub)?*

The evaluation dataset is publicly available and hosted on Hugging Face, with the platform and evaluation code released on GitHub (https://github.com/bigcode-project/bigcodearena). All links are listed in Appendix J.

B.3.3 *When will the dataset be distributed?*

The dataset has already been released and is publicly available.

B.3.4 *Will the dataset be distributed under a copyright or other intellectual property (IP) license, and/or under applicable terms of use (ToU)?*

Our dataset is distributed under the BigCode OpenRAIL-M license.

B.4 Maintenance

B.4.1 *How can the owner/curator/manager of the dataset be contacted (e.g., email address)?*

Please contact Terry Yue Zhuo (terry.zhuo@monash.edu) and the BigCode Project (contact@bigcode-project.org), who are responsible for maintenance.

B.4.2 *Will the dataset be updated (e.g., to correct labeling errors, add new instances, delete instances)?*

Yes. If we include more tasks or find any errors, we will correct the dataset hosted on Hugging Face.

B.4.3 *If others want to extend/augment/build on/contribute to the dataset, is there a mechanism for them to do so?*

For dataset contributions and evaluation modifications, the most efficient way to reach us is via GitHub pull requests. For more questions, contact Terry Yue Zhuo (terry.zhuo@monash.edu) and the BigCode Project (contact@bigcode-project.org), who are responsible for maintenance.

C Related Work

Training LLMs on Code LLMs have significantly advanced the landscape of software engineering, including code completion (Chen et al., 2021) and program repair (Jin et al., 2023). Such models have been trained on a large-scale corpus of source code and able to capture of the code semantics. A series of code-specific LLMs like CodeGen (Nijkamp et al., 2023), StarCoder (Li et al.; Lozhkov et al., 2024), and InCoder (Fried et al., 2023), have been proposed to automate code generation in software development. However, these models have limited capabilities in understanding natural language and hence fail to follow complex instructions from humans (Zhou et al., 2023). Later, GPT-3.5 (Ouyang et al., 2022) was developed to specialize at both text and code generation, achieving superior capabilities in aligning human preference. Inspired by GPT-3.5, many LLMs have begun to merge code and text during training, such as Claude (Anthropic, 2025), Gemini (Team et al., 2023), Qwen (Bai et al., 2023), and DeepSeek (Bi et al., 2024). With the new training paradigm, LLMs demonstrate stronger cross-domain reasoning, improved instruction-following, and enhanced ability to ground code generation in natural language descriptions. This unified training has narrowed the gap between general-purpose LLMs and code-specialized models, enabling more reliable support for real-world programming tasks (Hou et al., 2024).

Benchmarking Code Generation Quality Most of the code generation benchmarks assess the quality of natural-language to code generation, where LLMs are prompted with a natural

language description or docstring. Existing studies like HumanEval (Chen et al., 2021) and MBPP (Austin et al., 2021) consider algorithm-specific code generation problems a good way to evaluate the coding capability, where the benchmarks test whether the generated code can pass a series of test cases. To make the evaluation more practical, researchers have proposed DS-1000 (Lai et al., 2023), APIBench (Patil et al., 2024), BigCodeBench (Zhuo et al.), which highlight the importance of library usage in code generation. To build beyond textual code, more recent works emphasize on the multimodal code generation, such as generating webpages (Si et al., 2025; Yun et al., 2024; Zhang et al., 2025), plots (Wu et al., 2025) and SVG (Rodriguez et al., 2025). Different from existing benchmarks, we target a more dynamic and interactive evaluation for any programming scenarios that can be presented with execution results.

Judging LLMs via Human Preference Automatic benchmarks have been criticized due to the limited scopes and potential contamination issues (Yang et al., 2023). As a result, human judgement is considered a more natural and reliable metrics to evaluate LLMs (Clark et al., 2021). Traditionally, humans may be asked to score the generation quality of LLMs based on some predefined rubrics (Freitag et al., 2021). However, conducting this kind of human studies is unscalable. Furthermore, the results can be varied when the evaluation criteria changes. To address the limitations, Chatbot Arena (Chiang et al., 2024) was created to compute the model rankings by collecting human preference in pairwise comparisons. It has attracted the community attention and turns into a long-term evaluation platform to keep evaluating new LLMs. Meanwhile, there are many other evaluation platforms like Vision Arena (Chou et al., 2025) for visual input understanding, Text-to-Image Arena (lma, 2025a) for image generation, and Search Arena (Miroyan et al., 2025) for LLM-based search. While Chatbot Arena has code-specific evaluation platforms like Copilot Arena (Chi et al.) and WebDev Arena (lma, 2025b), they fall short in the application scopes or do not open-source any details. In this work, we aim to provide a more intuitive, transparent and reliable human evaluation of LLM-generated code via execution feedback.

D Limitations

Scope of the reliability claim Our evidence that execution feedback improves the reliability of human judgement comes from a 100-pair within-subjects study with three experts (Section H.1). The effect it measures is large and directionally consistent across annotators, but the study is deliberately narrow: it uses BIGCODEARENA-style tasks, in which a majority of outputs are visual or interactive, and it is underpowered for per-topic conclusions. We do not claim that execution access improves agreement uniformly across all code evaluation settings, and we would expect smaller gains on purely algorithmic tasks, consistent with the per-topic gradient in Section 5.1.

Automatic rankings are tier-level, not position-level AUTOCODEARENA is an LLM-as-a-judge benchmark, and its rankings inherit the judge's biases. Our robustness analyses (Section L.4) show the coarse tier structure survives a change of judge, baseline, ensemble, decoding policy and answer position, and that the judge agrees with experts at 78.5%, approaching the 83.2% inter-expert rate. Rank correlations of $\rho \approx 0.95$ nonetheless leave room for local reordering, so adjacent models should be read as indistinguishable. AUTOCODEARENA is best used to track coarse progress between model generations, not to adjudicate small differences.

Task distribution The topic distribution of BIGCODEARENA (Web Design 36.1%, Problem Solving 22.8%, Game Development 16.0%, Scientific Computing 13.9%, Creative Coding 8.0%, Diagram Creation 3.1%) reflects what users in an open arena spontaneously request, which skews toward interactive and visually inspectable artifacts. This is well matched to our evaluation goal, since execution-grounded judging matters most exactly where outputs are interactive, but it is a deployment artifact rather than a designed sample. Readers in algorithm-heavy domains should consult the per-topic breakdowns in Appendix I and Section L.7 and re-weight according to their own task mix.

No repository-level tasks BIGCODEARENA evaluates self-contained programs that can be executed and inspected in a single sandbox session. It does not cover repository-level software engineering such as multi-file refactoring, cross-module edits, or issue resolution in an existing codebase. The sandbox already supports multi-file projects (Section F.7), and extending to a repository setting would require mounting a git workspace and exposing diff application and test execution as additional actions, but we have not evaluated this setting and make no claims about it.

Relation to verifiable-reward training Much recent code post-training relies on reinforcement learning with verifiable rewards, where a unit-test oracle supplies the signal. We view BIGCODEARENA as complementary rather than competing. Verifiable rewards require a verifier, and for the UI, multimodal and interactive outcomes that make up a large share of BIGCODEARENA prompts, a pass/fail test is either unavailable or a very impoverished description of quality. In those regimes execution-grounded human or judge preference is currently the more practical signal, and BIGCODEREWARD provides held-out preference data for validating the judges such pipelines depend on. Where a reliable verifier does exist, we would expect it to remain the stronger training signal.

Preference data reflects a fixed model cohort The 4.7K preference sessions were collected between February and July 2025 against the ten models deployed at the time. Human preferences over code are likely to shift as model behaviour changes, so the BIGCODEREWARD labels should be understood as a snapshot of that cohort rather than a timeless ground truth.

E Future Work

BIGCODEARENA opens several promising directions for future research. First, although our platform is open-source and designed to be scalable across diverse execution environments, it currently supports only a limited set of languages and frameworks. We hope the community will contribute to expanding this diversity. Second, developing live versions of BIGCODEREWARD and AUTOCODEARENA would allow evaluation prompts to be continuously refreshed, drawing from both user inputs and LLM-generated tasks. Third, improving the reliability of evaluation is crucial: our current benchmarks rely on LLM-as-a-Judge using only initial screenshots, whereas future work could leverage LLM agents that actively interact with web applications for deeper assessment. Fourth, recording and utilizing user interaction trajectories in BIGCODEARENA may enable training LLMs to autonomously test and evaluate web applications in human-like ways. Fifth, advancing reward models for code generation remains an open challenge, as current systems still fall short of human-level perception and reasoning; better reward models will, in turn, support the development of more capable and aligned code LLMs. Finally, we envision BIGCODEARENA evolving into a comprehensive ecosystem that not only evaluates existing models but also serves as a training ground for next-generation code LLMs through continuous human-AI collaboration and real-world task discovery.

F BIGCODEARENA

F.1 Motivating Example

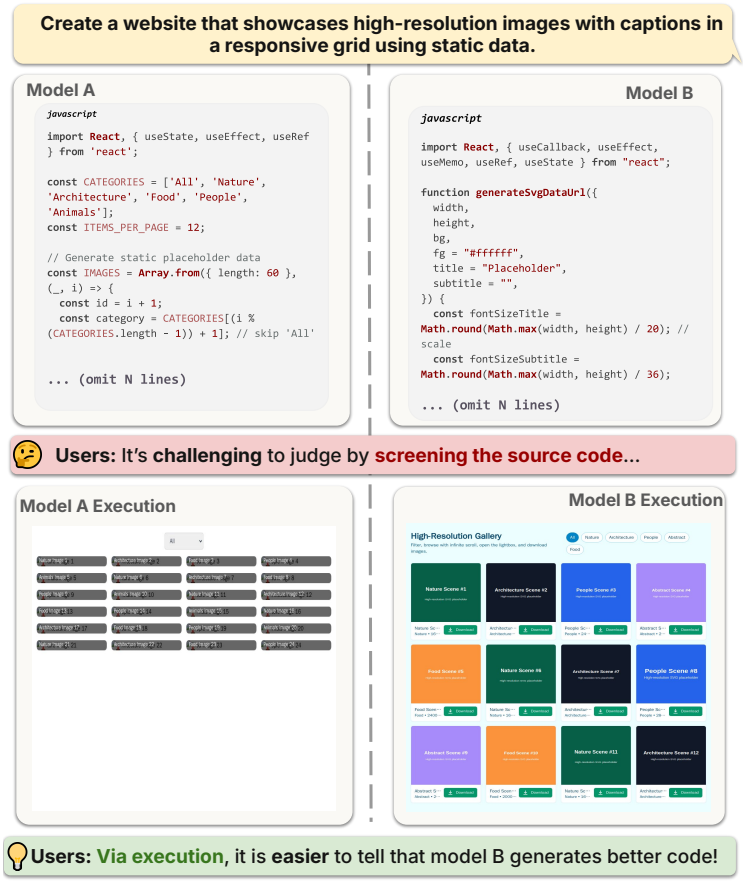

Figure 5: BIGCODEARENA enables users to evaluate code snippets based on execution outcomes.

F.2 Screenshot

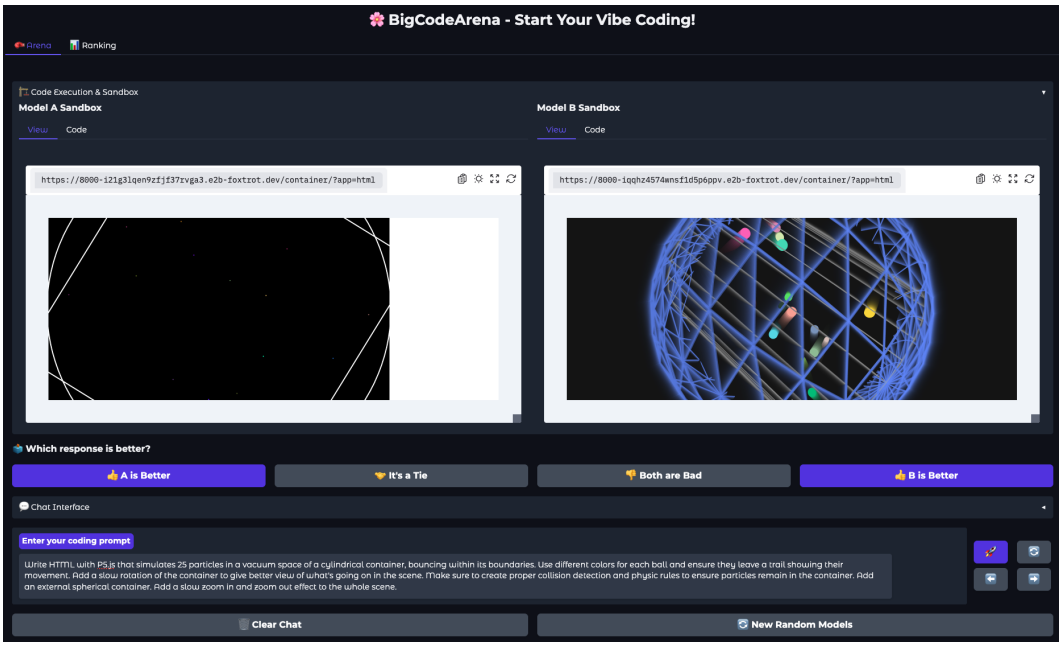

Figure 6: User interface of BIGCODEARENA. The left and right panes display outputs from two different models (A and B) in a code execution sandbox, while the bottom section allows users to view the prompt, inspect code, and cast comparative judgments on which model performed better. The example prompt is "Write HTML with P5.js that simulates 25 particles in a vacuum space of a cylindrical container, bouncing within its boundaries. Use different colors for each ball and ensure they leave a trail showing their movement. Add a slow rotation of the container to give better view of what's going on in the scene. Make sure to create proper collision detection and physic rules to ensure particles remain in the container. Add an external spherical container. Add a slow zoom in and zoom out effect to the whole scene."

F.3 System Design

User Interface BIGCODEARENA provides an interface for direct pairwise comparison of anonymized model outputs in code generation tasks. By rendering responses in identical formats, the interface ensures that judgments are based on quality rather than model identity. The interface consists of three components: a unified input panel for coding prompts, dual response panels displaying outputs, and an integrated execution environment. Each response panel supports syntax highlighting, collapsible code blocks, and execution controls, allowing users to run code directly in the browser. This design shifts evaluation from subjective inspection to functionality-driven assessment. After reviewing and optionally executing outputs, users can vote for their preferred response, record a tie, or abstain if neither response meets quality standards. To further align with developer workflows, the interface supports in-place code editing for testing modifications and provides a conversation history for multi-turn interactions. These features capture real-world coding assistance scenarios where requirements evolve iteratively.

Pipeline Modules As displayed in Figure 7, the *code extraction* module analyzes each snippet to determine the runtime environment based on language identifiers in markdown code blocks. BIGCODEARENA currently supports 10 languages (Python, JavaScript, TypeScript, HTML, Markdown, C, C++, Java, Golang, and Rust) and 8 frameworks (Core Web, React, Vue, Gradio, Streamlit, PyGame, Mermaid, and Interpreter); detailed descriptions are provided in Section F.5. The *sandbox execution* module parses imported packages, installs third-party dependencies, and executes code in containerized sandboxes. The system can create and terminate multiple isolated environments in parallel without affecting the plat-

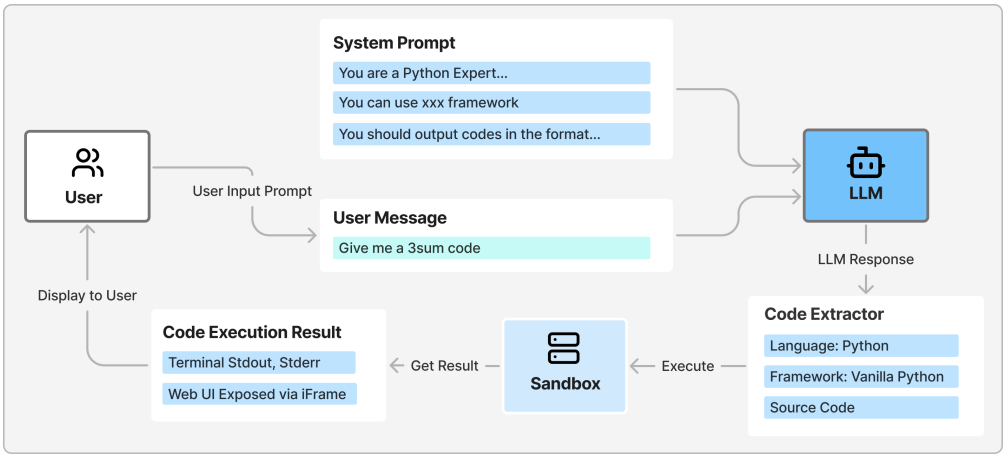

Figure 7: Overview of BIGCODEARENA Pipeline.

form. Execution is subject to time and memory limits to prevent infinite loops or resource exhaustion, reflecting real-world workflows where dependency management is critical. Finally, the *result display* module presents structured outputs, including logs, error traces, and runtime results, side by side for users. This design encourages testing of edge cases and verification of functionality before casting a vote. By embedding execution directly into the evaluation loop, BIGCODEARENA enables judgments based not only on presentation but also on correctness and practical utility.

F.4 Model Sampling Strategy

A challenge in evaluation platforms is ensuring that user preferences are not biased by system-level artifacts such as streaming latency or execution time. In code generation settings, users may naturally prefer the model whose response appears faster or whose program executes earlier, even if this does not reflect true quality. To eliminate this confounder, BIGCODEARENA enforces strict synchronization: model responses are only displayed once both models have completed code generation and their outputs have finished execution in the sandbox environment. This guarantees that preferences are based solely on the quality and behavior of the generated programs.

For model sampling, we assign weights to balance coverage across models. By default, each model is assigned an equal weight, ensuring fair participation in comparisons. However, when new models are introduced to the arena, we temporarily upweight them to accelerate the collection of preference data. This strategy ensures that late-entering models accumulate a comparable number of votes, stabilizing the human preference and reducing variance in preference estimates.

Formally, given a set of M models $\{1, \ldots, M\}$, each model i is associated with a sampling weight w_i. The probability of selecting a model pair (i, j) is then:

$$p(i, j) = \frac{w_i \cdot w_j}{\sum_{k<\ell} w_k \cdot w_\ell}, \tag{3}$$

where w_i is uniform for established models and upweighted for late entrants until sufficient preference data is collected. By decoupling human judgments from latency artifacts and rebalancing model exposure, this approach provides fairer and more stable human preference signals for execution-enabled code generation.

F.5 Supported Execution Environments

Core Web The Core Web environment supports direct HTML execution with embedded CSS and JavaScript. Code is processed to replace placeholder URLs with SVG data URLs for self-contained rendering. The sandbox creates an HTML application directory, writes the provided code as an index.html file, and serves it through the E2B infrastructure's nginx proxy. This environment enables rapid prototyping of web interfaces without build processes or framework dependencies.

React The React environment provides a complete React development stack with TypeScript support and Vite build system. The template includes React 18.3.1, React DOM 18.3.18, and TypeScript 5.6.2. User code replaces the default App.tsx component in a pre-configured React project template with Tailwind CSS 3.4.17 and PostCSS 8.5.1. The pipeline uses npm for dependency management with specific flags including `-prefer-offline`, `-no-audit`, `-no-fund`, and `-legacy-peer-deps` for robust installation. The build process executes `npm run build` with TypeScript compilation and serves the compiled application through the sandbox's web proxy.

Vue The Vue environment mirrors the React setup but targets Vue.js 3.5.13 Single File Components with Vue Router 4.5.0. The template includes TypeScript 5.6.3, Vite 6.0.5, and Tailwind CSS 3.4.17. User code replaces the App.vue file in a pre-configured Vue project with Vite tooling. The system handles Vue-specific build processes and dependency management through npm, ensuring proper compilation of templates, scripts, and styles.

Mermaid The Mermaid environment converts diagram syntax into interactive HTML visualizations. User-provided Mermaid code is embedded within a minimal HTML document that includes the Mermaid JavaScript library version 10.6.1 from CDN. The system supports configurable themes and security levels, with diagrams rendered client-side through the Mermaid initialization system.

Gradio The Gradio environment enables rapid creation of machine learning interfaces and interactive demos. The template pre-installs Gradio through `uv pip install -system -upgrade gradio`. User code defines Gradio applications which are automatically configured to run on allocated ports with proper server settings. The pipeline uses uv for Python dependency management, installing packages with `-system` flag for global availability.

Streamlit The Streamlit environment supports data science applications and interactive dashboards. The template pre-installs Streamlit through `uv pip install -system -upgrade streamlit`. User code is written as a Streamlit application script, with the pipeline using uv for dependency installation. Applications run in headless mode on port 8501 with `-server.headless true` and `-server.runOnSave false` flags.

Interpreter The Interpreter environment executes code across multiple programming languages through the E2B code interpreter sandbox. The template includes build tools for C/C++ (`build-essential`), Java (`default-jdk`), Go (`golang`), and Rust (`rustc`). Python dependencies are managed through uv with `-system` installation, while npm handles JavaScript dependencies. The template pre-installs 101 top PyPI packages including pandas, matplotlib, scipy, numpy 1.26, and scientific computing libraries. Python code benefits from enhanced visual output capture through instrumentation of matplotlib and other visualization libraries, while compiled languages follow standard compilation workflows with `gcc`, `g++`, `javac`, `rustc`, and `go run` commands.

F.6 System Prompt Design

```
You are an expert Software Engineer, UI/UX designer, and product manager. Your task ↩
    is to generate self-contained, executable code for a single file or block that ↩
    can run directly in a sandbox environment. Feel free to ask questions or explain↩
     your reasoning.
```

```
If you do a great job based on the instructions, you will be rewarded with a high salary and a promotion.

Your code must be written using one of these supported development frameworks and environments:
- React (JavaScript/TypeScript)
- Vue (JavaScript/TypeScript)
- HTML (Vanilla HTML)
- Gradio (Python)
- Streamlit (Python)
- PyGame (Python)
- Mermaid (Markdown)
- Python Runner
- JavaScript Runner
- Command Line Code Runner (C/C++/Go/Java/Rust)

All web framework code (React, Vue, HTML) must be directly rendered in a browser and immediately executable without additional setup. DO NOT create separate CSS files
Python-based frameworks should be directly executable in a browser environment.
The code to be executed in Runners must be plain Python or JavaScript programs that do not require web UI frameworks or standard user input.

The code must be in the markdown format:
```<language>
<code>
```

Before you begin writing any code, you must follow these fundamental rules:
- You are NOT allowed to start directly with a code block. Before writing code, ALWAYS think carefully step-by-step
- Your response must contain a clear explanation of the solution you are providing
- ALWAYS generate complete, self-contained code in a single file
- You CAN NOT split your program into multiple files or multiple code blocks
- If you use any external libraries, make sure to specify them for the installation command in either `pip install` or `npm install`
- You prefer JavaScript over HTML
- Each code block must be completely independent. If modifications are needed, the entire code block must be rewritten
- When fetching data, you MUST use external libraries and packages, and avoid using placeholder URLs or URLs that require API keys
- Make sure the program is functional by creating a state when needed and having no required props
- Make sure to include all necessary code in one file
- There are no additional files in the local file system, unless you create them inside the same program
- Do not touch project dependencies files like package.json, package-lock.json, requirements.txt, etc

When developing with React or Vue components, follow these specific requirements:
- Use TypeScript or JavaScript as the language
- DO NOT use gray text color on a white background
- Make sure it can run by itself by using a default export at the end of the file
- DO NOT CALL `ReactDOM.render()` AT THE END OF THE FILE
- Use Tailwind classes for styling. DO NOT USE ARBITRARY VALUES (e.g. 'h-[600px]'). Make sure to use a consistent color palette
- If you use any imports from React like `useState` or `useEffect`, make sure to import them directly
- Use Tailwind margin and padding classes to style the components and ensure proper spacing
- Various npm packages are available to be imported, e.g. `import { LineChart, XAxis, ... } from "recharts"` & `<LineChart ...><XAxis dataKey="name"> ...`
- Images from the web are not allowed, but you can use placeholder images by specifying the width and height like so `<img src="/api/placeholder/400/320" alt="placeholder" />`
```

```
For Python development, you must follow these constraints:
- For any programs that require user inputs, you MUST USE `gradio` or `streamlit`
- Choose suitable PyPI packages to be imported, e.g., `import pandas`
- Avoid using libraries that require desktop GUI interfaces, with the exceptions of `pygame`, `gradio`, and `streamlit` which are explicitly supported
- For PyGame applications, you have to write the main function as an async function like:
```python
import asyncio
import pygame

async def main():
    global game_state
    while game_state:
        game_state(pygame.event.get())
        pygame.display.update()
        await asyncio.sleep(0) # it must be called on every frame

if __name__ == "__main__":
    asyncio.run(main())
```

For HTML development, ensure that:
- All HTML code must be self-contained in a single file
- Include any necessary CSS and JavaScript within the HTML file
- Ensure the code is directly executable in a browser environment
- Images from the web are not allowed, but you can use placeholder images by specifying the width and height like so `<img src="/api/placeholder/400/320" alt="placeholder" />`

For Mermaid development:
- Write Mermaid diagrams directly using ```mermaid code blocks, e.g.:
```mermaid
graph TD;
    A-->B;
```

For Command Line Code Runner (C/C++/Go/Java/Rust), ensure that:
- ALWAYS generate complete, self-contained code in a single file. Avoid non-standard libraries.
- Your code should be able to be compiled and run directly.
- Your code must complete the task without any user inputs. It should not be long running.
- You should provide example test cases in the code and output the result to stdout or stderr.

The code must be in the markdown format:
```<language>
<code>
```
```

F.7 Sandbox Infrastructure for BIGCODEARENA

The sandbox infrastructure in BIGCODEARENA is built upon the E2B platform, which provides a managed execution environment for code evaluation. The system operates through a centralized sandbox manager that handles the creation, lifecycle management, and resource allocation for various programming environments. Each sandbox instance is created with a specific template configuration that includes pre-installed language runtimes, build tools, and development dependencies. The core execution pipeline follows a unified approach where user code is injected into pre-configured project templates. For web frameworks like React and Vue, the system maintains dedicated project structures with TypeScript configurations, build tools, and styling frameworks. The sandbox manager ensures that

each execution environment has the necessary dependencies installed and that the build processes complete successfully before serving the applications. Dependency management is handled through multiple package managers: uv for Python packages with `-system` installation flags, and npm for JavaScript dependencies with conflict-tolerant flags like `-legacy-peer-deps` and `-prefer-offline`. The infrastructure pre-installs a comprehensive set of 101 top PyPI packages including scientific computing libraries, web frameworks, and development tools to minimize cold-start latency. For interactive applications, the sandbox infrastructure provides background process management with timeout handling and error monitoring. Web servers are launched with specific port allocations and headless configurations, while the system monitors for startup errors and provides access through the E2B nginx proxy. The infrastructure also supports multiple programming languages through the E2B code interpreter sandbox, which handles compilation and execution for C, C++, Java, Go, and Rust code. The sandbox infrastructure emphasizes reproducibility and isolation by using fresh instances for each execution and maintaining consistent environment configurations across runs. This design ensures that code evaluation results are deterministic and that different submissions can be compared fairly within the benchmarking framework.

F.8 Case Studies on UI Interactions

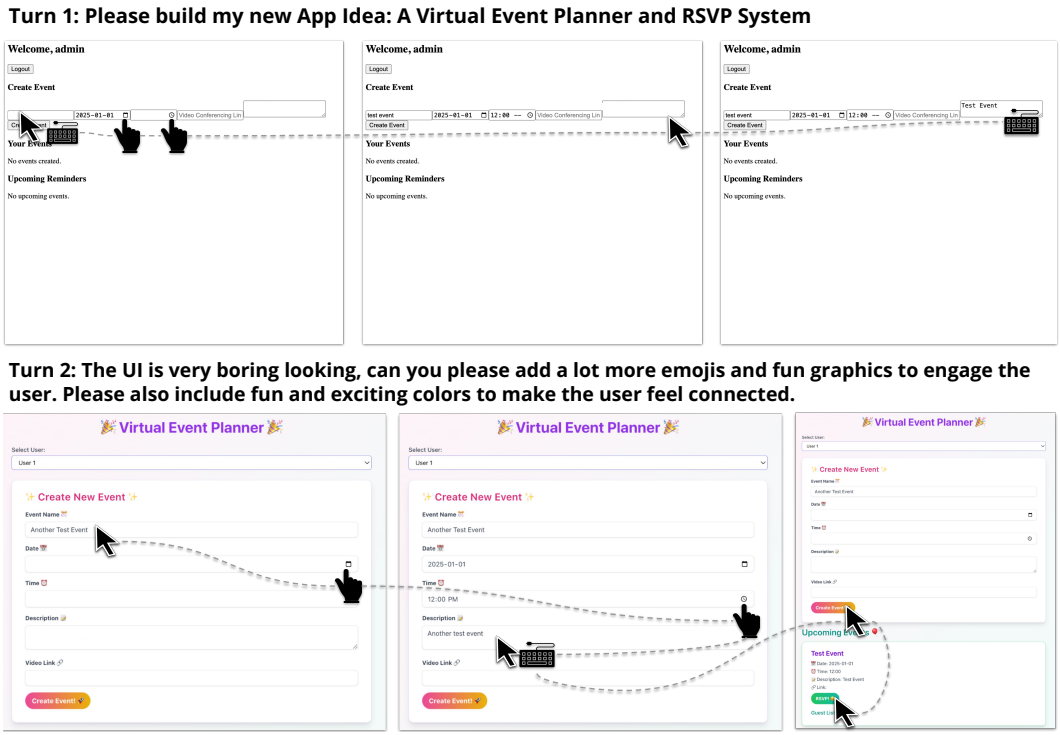

Figure 8: User interaction trajectories on initial functional testing and subsequent UI enhancement evaluation.

Figure 8 provides a case study on how the user interacts with the rendered webpage generated from the LLM-produced code snippet. The case study illustrates two distinct turns in the interaction trajectory, each of which reveals different testing intentions by the user.

In the first turn, the user engages with the minimal event creation form. The sequence of actions shows that the user selects a date from the calendar picker, specifies a time and a video conferencing link, and enters a simple placeholder event name. This trajectory indicates that the user is primarily interested in verifying the core functionality of the system. The focus lies on checking whether the form fields accept inputs correctly, whether the basic

flow of creating an event works as expected, and whether the system registers the submitted data as a valid "test event." At this stage, the concern is functionality rather than aesthetics, and the test represents a validation of the underlying event creation logic.

In the second turn, the user provides explicit feedback that the user interface is "boring" and requests improvements in visual appeal, including emojis, engaging graphics, and colorful styling. The user's interactions shift toward evaluating the usability and design of the interface. The actions involve inputting richer event details such as a more descriptive event name, a textual description, and other contextual information. The user then triggers the creation of the event and verifies that it appears correctly under the list of upcoming events. This trajectory demonstrates that the user is testing not only whether events can be created and displayed but also how the interface supports user engagement and perceived connectedness. Through this progression, the case study highlights a natural transition from functional validation to user experience evaluation.

G Data Analysis

In this section, we provide the analysis of the collected 14K conversations from two perspectives: (1) Conversation Characteristics, and (2) User Activities.

G.1 Conversation Characteristics Analysis

Conversation Context We first analyze the interaction statistics across roles. On average, user messages have 291.64 characters per turn. Model responses, by contrast, are substantially longer, consistent with their role in elaborating on queries and providing detailed explanations. In terms of language diversity, users employ a limited set of 9 natural languages, whereas the assistant generates outputs across a considerably broader range, covering 10 languages supported in our sandbox environments. This divergence underscores the model's multilingual capacity relative to the more localized communication behavior of users. The proportion of duplicate content is low for both roles, suggesting that interactions are varied and not dominated by repeated prompts or template-like responses. Overall, these findings indicate an asymmetry in conversation structure: user contributions are short and narrowly distributed across languages, while assistant outputs are longer, more diverse, and linguistically expansive.

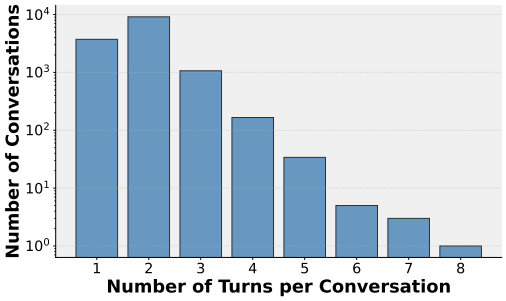

Figure 9: Distribution of conversation turns.

Figure 10 presents the distribution of conversation lengths measured in total characters across the BIGCODEARENA dataset. The histogram, displayed on a logarithmic scale to accommodate the wide range of values, reveals a log-normal-like distribution characteristic of natural language interactions. The majority of conversations cluster between 3,000 and 20,000 characters, representing typical coding assistance scenarios. This long-tail phenomenon is typical in code generation tasks where complex problems require extensive multi-turn interactions and detailed code outputs.

We next examine conversation length, summarized in Figure 9. The majority of conversations (76.1%) consist of exactly two turns, corresponding to a single user request followed by one model response. A smaller proportion (10.5%) are single-turn interactions. The mean length of conversations is 4.12 messages (2.06 turns), and 87.2% conclude within two to three turns. These results indicate that the predominant mode of interaction is short and goal-oriented, with users seeking targeted responses rather than engaging in extended dialogues. Longer conversations are comparatively rare, suggesting that while multi-step reasoning and iterative development are supported by the system, they do not represent the primary usage pattern. The distribution further implies that efficiency and directness are

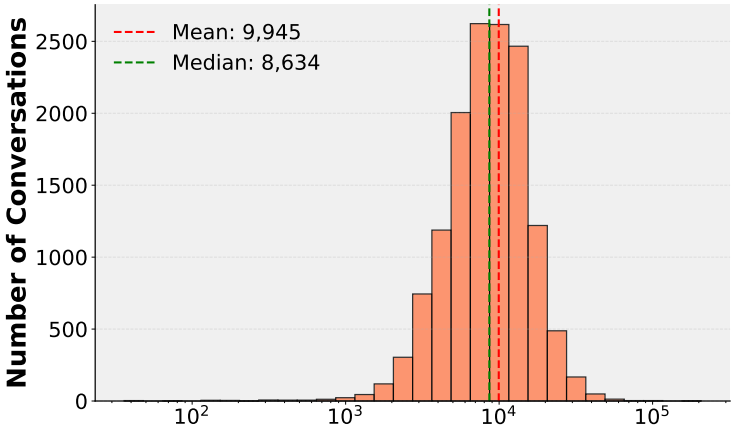

Figure 10: The distribution of character counts for conversations.

valued in typical use cases, with users preferring to resolve tasks in as few turns as possible. Based on the manual inspection, we notice that the majority of users tend to ask the models for more add-on features in the latter conversation turns.

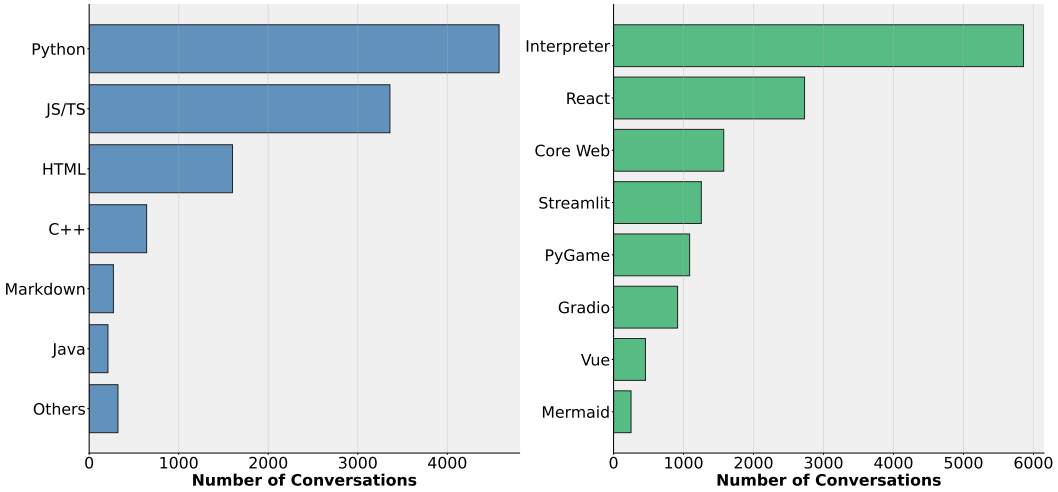

Figure 11: Distributions of languages (*left*) and frameworks (*right*) among the collected conversations.

Languages and Frameworks As shown in Figure 11, Python dominates with more than 4,000 conversations, followed by JavaScript/TypeScript (3,359), HTML (1,601), and C++ (642). Smaller but non-negligible shares come from Markdown, Java, and an "Others" category that aggregates Go, Rust, and C. On the framework side, Interpreter sessions are most prevalent with nearly 6,000 conversations, reflecting heavy reliance on direct execution environments (primarily Python interpreters). React appears most frequently among frameworks (2,729), with Core Web (1,574), Streamlit (1,254), PyGame (1,087), and Gradio (915) also widely used, while Vue and Mermaid are less common. Overall, the distributions suggest that BIGCODEARENA usage is dominated by Python-centric and interpreter-based workflows, with a substantial portion targeting interactive or UI-oriented frameworks.

Topic Modeling To better understand the diversity of prompts, we attempt to use the automatic topic modeling pipeline that was introduced in Chiang et al. (2024). However, the

results do not show clear boundaries among each topic. To conclude reasonable programming topics, four of the authors manually inspect 50% of randomly sampled user prompts and identify six topics (with examples shown in Figure 1): (1) Web Design, building and styling websites, (2) Game Development, creating interactive games, (3) Diagram Creation, designing visual representations of systems or ideas, (4) Creative Coding, using code for artistic and experimental projects, (5) Scientific Computing, applying code to numerical and data-driven tasks, and (6) Problem Solving, applying logical thinking to find efficient solutions.

G.2 Understanding User Interaction with Execution Outcomes

Observation Space For web-based programming frameworks covered by BIGCODEARENA, the observation space consists of a complete rendering of the interactive UI exposed through an iFrame, reflecting the output and side effects of executed code. This includes all visible changes to the page, user interface elements, and any interactive outcomes resulting from the program's execution. In alignment with prior research on agent-based interaction with web environments (Xie et al., 2024), BIGCODEARENA supports programmatic introspection via DOM access and event handling, enabling agents to perceive and reason about the structure and state of the interface. These raw observations enable rich interaction with dynamic and stateful web and application environments, but also present challenges in long-horizon reasoning and decision-making from high-resolution visual contexts and deeply nested DOM structures.

Table 3: Examples of the mouse and keyboard actions in BIGCODEARENA.

Function	Description
`click(x, y)`	Perform a mouse click at screen coordinates (x, y)
`keyboard('enter')`	Sends an Enter/Return key input
`keyboard('x')`	Sends a character key input (e.g., typing "x")
`scroll(x)`	Scroll up within x units on the interface
`resize(x, y)`	Adjusts the window size to width x and height y

Action Space The action space in BIGCODEARENA (Table 3) bypasses traditional browser sandbox constraints by directly recording user interactions with the rendered Web UI. Specifically, we capture screen resize events, mouse clicks, scroll up/down gestures, and keyboard inputs. Since the user can dynamically resize the browser window or viewport, all interactions are recorded using relative coordinates with respect to the displayed screen at each time step. Every user action is timestamped, allowing us to construct a precise and sequential interaction trajectory. This design enables rich logging of real-world usage patterns in a way that supports high-fidelity replay and learning from demonstrations, while avoiding limitations found in previous environments that restrict or abstract away low-level interaction signals. Examples can be seen in Section F.8.

Table 4: User interaction statistics across different sandbox environments in BIGCODEARENA

Environment	# Sessions	# Keyboard	# Click	Duration (s)
React	3,107	12.0	6.2	32.3
Core Web	1,699	18.8	6.3	59.6
PyGame	964	21.4	5.4	32.0
Vue	201	21.0	6.0	29.9
Streamlit	45	8.2	6.0	45.8
Gradio	14	13.7	4.2	26.1

Distribution Analysis We analyze the distribution of UI interactions across 5,557 recorded sessions in BIGCODEARENA. The interaction patterns reveal distinct usage characteristics across different development environments and time scales. The majority of UI interactions are brief, with 72.0% (4,003 sessions) lasting 30 seconds or less, suggesting that users frequently engage in quick testing and validation cycles. Medium-duration interactions

(30-120 seconds) account for 22.5% (1,249 sessions), while extended interactions exceeding 120 seconds comprise only 5.5% (305 sessions) of the dataset. Table 4 presents the interaction statistics across different sandbox environments. React dominates with 3,107 sessions (55.9%), followed by Core Web (30.6%) and PyGame (17.3%). The data reveals environment-specific interaction patterns: Core Web sessions exhibit the longest average interaction time (59.6 seconds) and highest keyboard event density (18.8 events/session), suggesting more text-heavy development. In contrast, Vue and Gradio sessions show shorter interaction times (29.9 and 26.1 seconds respectively), indicating more rapid prototyping cycles.

H Reliability of Human Preferences

The agreement rates reported in Section 3 are all measured under our default protocol, in which annotators can execute and interact with both candidate programs. This appendix isolates three factors that the headline numbers leave open: whether execution access is itself responsible for the agreement (Section H.1), how execution outcomes relate to the votes (Section H.2), and whether the in-place code editor confounds what a vote means (Section H.3).

H.1 Controlled Study: Judging With and Without Execution

Motivation Our central claim is that execution feedback improves the reliability of human code judgements. Measuring agreement only under the execution-enabled protocol cannot establish this, because it provides no counterfactual: the comparison needs the same annotators judging the same pairs without execution. We therefore ran a within-subjects study.

Protocol We sampled 100 pairwise comparisons from the 470 expert-relabelled sessions of Section 3, stratified across the six programming topics. Three senior experts (5+ years of programming experience, with mixed Python, Web and Game backgrounds) each judged every pair under two conditions:

- **(A) Code-only.** The source is rendered in our frontend with sandbox execution disabled. Annotators are explicitly instructed not to run the code locally.
- **(B) With-execution.** The full BIGCODEARENA interaction, including sandbox execution, UI inspection, and in-place edits for exploration.

Conditions are separated by a 48-hour washout, and the A/B presentation order of the two candidate responses is randomised independently within each condition.

Results Table 5 reports the outcome. Access to execution raises inter-expert agreement by roughly 20 percentage points and moves the Kappa coefficient from the "moderate" to the "substantial" range. Bootstrapped 95% confidence intervals over 1,000 resamples of the 100 pairs are $[60.1\%, 69.2\%]$ for the code-only condition and $[80.5\%, 88.0\%]$ with execution; the intervals do not overlap.

Table 5: Controlled within-subjects study: three experts judging the same 100 pairs with and without execution access. Agreement with the consensus label is computed against the majority expert label from Section 3.

Setting	Inter-expert agreement	Kappa	Agreement with consensus
(A) Code-only	64.7%	0.41 (moderate)	66.0%
(B) With-execution	84.3%	0.69 (substantial)	85.7%

Intra-annotator analysis A gap in aggregate agreement could in principle arise from execution merely adding noise that happens to correlate across annotators. To rule this out we examine individual judgement changes. Of the 300 (annotator, pair) judgements, 42.0%

flip between the two conditions. Of those flips, 71% move toward the expert consensus label and 29% move away, an asymmetry that is highly significant under a binomial test ($p < 0.001$). The pattern holds for each expert individually, with flip-toward-consensus rates of 68%, 72% and 73%, so it is not driven by a single annotator. Execution feedback therefore produces a directed correction toward the consensus rather than random variance.

Scope This study measures agreement among experts on BIGCODEARENA-style tasks, where a large fraction of outputs are visual or interactive. It does not establish that execution improves agreement uniformly across all code evaluation settings, and the 100-pair sample is small enough that per-topic breakdowns would be underpowered. We report it as evidence for the specific claim that execution-grounded judging is more reliable than static code reading in this regime.

H.2 Execution Outcomes and Human Preference

Table 6 relates execution success to the recorded votes across the 4.7K voting sessions. Execution success is a strong but far from sufficient predictor of preference: when exactly one program runs, the working one wins about 80% of the time, and when neither runs, "Both Bad" dominates. The majority class, however, is the case where both programs execute successfully (58.4%), and there humans still discriminate sharply, with only 28.7% ties. This is precisely the regime where a binary pass/fail signal carries little information and interactive judging adds value, with preferences driven by UI/UX quality, edge-case behaviour, and interaction flow.

Table 6: Relationship between execution outcome and human preference over the 4.7K voting sessions.

Execution outcome	Share of sessions	Vote distribution
Both A and B execute successfully	58.4%	A 36.2% / B 35.1% / Tie or Both Bad 28.7%
Only A executes successfully	15.9%	A 79.4% / B 7.8% / Tie or Both Bad 12.8%
Only B executes successfully	16.7%	A 8.1% / B 80.5% / Tie or Both Bad 11.4%
Neither executes successfully	9.0%	A 18.3% / B 17.0% / Both Bad 64.7%

H.3 Effect of In-Place Code Editing

The BIGCODEARENA frontend lets users edit code in place before voting, which raises the question of whether a recorded preference refers to the original model output, the edited output, or the ease of repairing it. By design it is always the first: the vote-submission payload is structurally bound to the original `(model_A_response, model_B_response)` tuple, and the edited buffer is never part of the vote record. The editor is an inspection aid, letting users tweak parameters, add print statements, or probe boundary inputs.

We also check empirically that editing does not act as a hidden vote signal. Across the 4.7K voting sessions, 13.2% include at least one in-place edit before voting; edits are typically short (median 7 changed lines) and concentrated in Web Design and Game Development, where users probe interactive behaviour. Splitting the 470 expert-relabelled sessions into edited and non-edited subsets, per-model win rates differ by at most 1.1 percentage points and the leaderboard ordering is unchanged. The expert relabelling protocol offers the same editing affordance, and inter-expert agreement differs by at most 1.4 points between the two subsets.

I BIGCODEARENA Ranking Analysis

I.1 Overall Analysis

Analyzing our leaderboard across 4.7K multi-turn sessions involving 10 models (see Figure 2), we observe a consistent stratification of model performance across three evaluation

settings: (1) All Data, (2) Environment Matched, and (3) Language Matched. These settings reflect progressively stricter controls to isolate confounding factors in model evaluation. The *All Data* setting includes all pairwise comparisons collected in our evaluation, regardless of the runtime environment or language in the response. As we notice that some users may ask a more generic question without specifying the languages or frameworks, we further introduce language-level and environment-level controls to disentangle model performance from such implicit variability and better reflect real-world deployment conditions. The *Environment Matched* setting restricts evaluation to comparisons in which both models were executed within the same sandbox environment, ensuring fairness with respect to system-level behavior such as resource allocation, file access, or execution speed. The *Language Matched* setting further narrows the evaluation scope to only those comparisons in which both models received prompts in the same natural language, controlling for potential discrepancies in multilingual handling or translation quality.

Across all three settings, we observe a stable and interpretable ranking structure. A clear top tier consistently emerges, led by o3-mini and o1-mini, achieving the highest Elo ratings with tight confidence intervals. These models maintain the best performance regardless of environmental or linguistic constraints, showing robustness and broad applicability across coding scenarios. Just below them, Claude-3.5-Sonnet also performs strongly, narrowing the gap with the leaders in the language-matched setting. The next tier includes models such as GPT-4o, o1, and Gemini-2.0-Pro/Flash, whose rankings remain competitive but exhibit modest sensitivity to evaluation context. For example, GPT-4o shows slightly reduced performance in the language-matched condition, suggesting room for improvement in multilingual consistency. In contrast, Qwen2.5 models and Llama-3.3-70B consistently underperform across nearly all conditions, indicating a gap between frontier models and open alternatives.

I.2 Analysis of Programming Topics

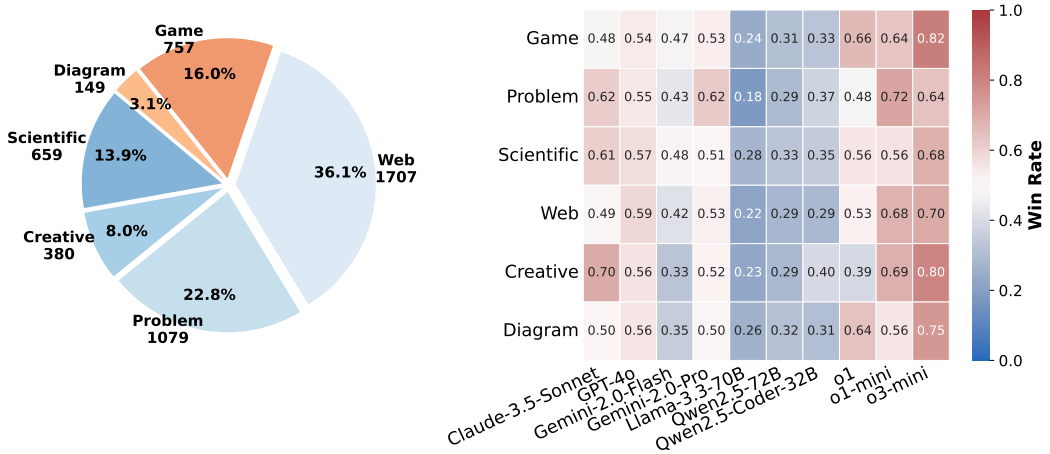

Figure 12: Distribution of programming topics (*left*) and model win rates across topics (*right*).

To further dissect model capabilities, we examine performance across distinct programming topics introduced in Section 3. We then use GPT-4.1-mini to classify the initial user prompt of each conversation into one of the six topics. The authors further check the classification results to confirm the quality. The distribution of prompts (Figure 12) reveals that web-related tasks dominate at 36.1%, followed by problem solving (22.8%), game development (16.0%), scientific computing (13.9%), creative coding (8.0%), and diagram generation (3.1%). This distribution reflects a strong emphasis on applied and interactive coding scenarios, consistent with real-world developer workloads. When comparing win rates across models segmented by topic, we observe clear performance stratification. Models such as o3-mini, o1-mini, and o1 consistently outperform others across all categories, achieving particularly

high win rates in game development, problem-solving, and web-related tasks. Claude-3.5-Sonnet also demonstrates strong results, especially in creative coding, while maintaining competitive performance in scientific and problem-solving tasks. In contrast, Gemini-2.0-Pro and Gemini-2.0-Flash occupy a middle tier, without clear topic-specific dominance. Larger Qwen2.5 variants and Llama-3.3-70B lag significantly across most categories, with pronounced weaknesses in web and problem-solving prompts. These results underscore that while top models generalize broadly across domains, others show uneven strengths, and aggregate Elo scores can obscure important topic-specific differences.

I.3 Comparisons to Previous Evaluations

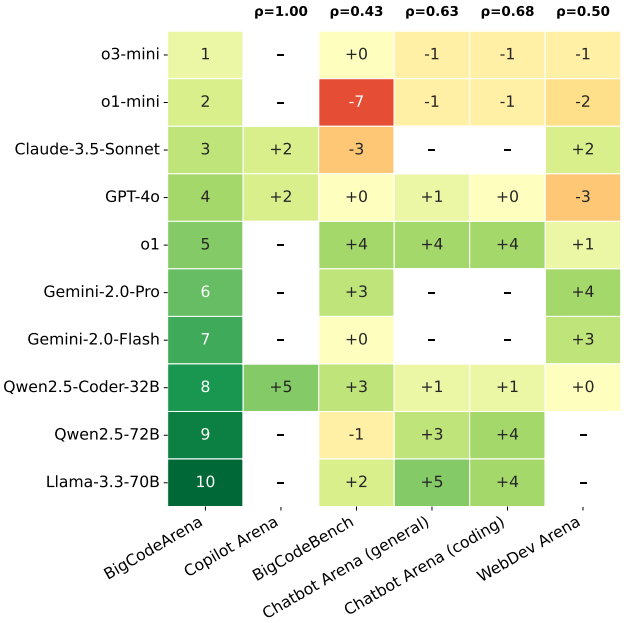

Figure 13: Spearman correlations and ranking shifts between BIGCODEARENA and other benchmarks, including Copilot Arena (Chi et al.), BigCodeBench (Zhuo et al.), Chatbot Arena (Chiang et al., 2024), Chatbot Arena (Coding), and WebDev Arena (lma, 2025b).

To compare BIGCODEARENA with existing benchmarks, we use Spearman rank correlations to measure alignment across leaderboards. Figure 13 reveals that BIGCODEARENA is most aligned with Chatbot Arena, which is expected given their shared conversational format and reliance on large-scale user voting. Within Chatbot Arena, the coding-specific subset (Chatbot Arena-Coding) shows the strongest alignment with BIGCODEARENA ($\rho = 0.68$), since it isolates coding-related queries from general conversational ones. In contrast, BigCodeBench shows weaker alignment ($\rho = 0.43$), reflecting its restriction to Python-only benchmarks that fail to capture the broader diversity of coding tasks. WebDev Arena also exhibits only moderate correlation with BIGCODEARENA ($\rho = 0.50$), likely due to its narrow emphasis on Next.js development, which biases the evaluation toward a limited slice of web technologies. However, when we compare rankings between the Core Web category of BIGCODEARENA with WebDev Arena, they are more aligned ($\rho = 0.68$), suggesting that BIGCODEARENA can cover more holistic code generation evaluation beyond the categories like web design.

J Artifacts

Table 7: Artifacts for reproducibility.

Name	Public Link or Endpoint
BigCodeArena Platform	
GitHub	https://github.com/bigcode-project/bigcodearena
Hugging Face	https://huggingface.co/spaces/bigcode/arena
BigCodeArena Raw Data	
Hugging Face	https://huggingface.co/datasets/bigcode/bigcodearena-14k
Croissant	https://huggingface.co/api/datasets/bigcode/bigcodearena-14k/croissant
BigCodeArena Human Preference Data	
Hugging Face	https://huggingface.co/datasets/bigcode/bigcodearena-preference-5k
Croissant	https://huggingface.co/api/datasets/bigcode/bigcodearena-preference-5k/croissant
BigCodeReward Data	
Hugging Face	https://huggingface.co/datasets/bigcode/bigcodereward
Croissant	https://huggingface.co/api/datasets/bigcode/bigcodereward/croissant
AutoCodeArena Data	
Hugging Face	https://huggingface.co/datasets/bigcode/autocodearena
Croissant	https://huggingface.co/api/datasets/bigcode/autocodearena/croissant
Evaluated Models in BigCodeArena	
o3-mini	o3-mini-2025-01-31
o1-mini	o1-mini-2024-09-12
Claude-3.5-Sonnet	claude-3-5-sonnet-20241022
GPT-4o	gpt-4o-2024-11-20
o1	o1-2024-12-17
Gemini-2.0-Pro	gemini-2.0-pro-exp-02-05
Gemini-2.0-Flash	gemini-2.0-flash-exp
Qwen2.5-Coder-32B	https://huggingface.co/Qwen/Qwen2.5-Coder-32B-Instruct
Qwen2.5-72B	https://huggingface.co/Qwen/Qwen2.5-72B-Instruct
Llama-3.3-70B	https://huggingface.co/meta-llama/Llama-3.3-70B-Instruct
Models for Evaluations in BigCodeReward	
Claude-Sonnet-4	claude-sonnet-4-20250514
Claude-3.7-Sonnet	claude-3-7-sonnet-20250219
Claude-3.5-Sonnet	claude-3-5-sonnet-20241022
GPT-4.1	gpt-4.1-2025-04-14
GPT-4.1-mini	gpt-4o-mini-2024-07-18
GPT-4o	gpt-4o-2024-11-20
GPT-4o-mini	gpt-4o-mini-2024-07-18
Gemma-3-27B	https://huggingface.co/google/gemma-3-27b-it
Qwen2.5-VL-72B-Instruct	https://huggingface.co/Qwen/Qwen2.5-VL-72B-Instruct
Qwen2.5-VL-32B-Instruct	https://huggingface.co/Qwen/Qwen2.5-VL-32B-Instruct
InternVL3-78B	https://huggingface.co/OpenGVLab/InternVL3-78B
InternVL3-38B	https://huggingface.co/OpenGVLab/InternVL3-78B
GLM-4.5V	https://huggingface.co/zai-org/GLM-4.5V
MiMo-VL-7B-RL	https://huggingface.co/XiaomiMiMo/MiMo-VL-7B-RL
Kimi-VL-A3B-Thinking	https://huggingface.co/moonshotai/Kimi-VL-A3B-Thinking-2506
Evaluated Models in AutoCodeArena	
GPT-5	gpt-5-2025-08-07
Claude-Opus-4	claude-opus-4-20250514
Claude-Sonnet-4	claude-sonnet-4-20250514
Kimi-K2	https://huggingface.co/moonshotai/Kimi-K2-Instruct
Gemini-2.5-Pro	gemini-2.5-pro
Qwen3-Coder	https://huggingface.co/Qwen/Qwen3-Coder-480B-A35B-Instruct
GLM-4.5	https://huggingface.co/zai-org/GLM-4.5
DeepSeek-V3.1	https://huggingface.co/deepseek-ai/DeepSeek-V3.1
GPT-4.1	gpt-4.1-2025-04-14
DeepSeek-R1	https://huggingface.co/deepseek-ai/DeepSeek-R1-0528
GPT-OSS-120B	https://huggingface.co/openai/gpt-oss-120b
DeepSeek-V3	https://huggingface.co/deepseek-ai/DeepSeek-V3-0324
o4-mini	o4-mini-2025-04-16
GPT-OSS-20B	https://huggingface.co/openai/gpt-oss-20b
Claude-3.5-Sonnet	claude-3-5-sonnet-20241022
o3-mini	o3-mini-2025-01-31
Gemini-2.5-Flash	gemini-2.5-flash
Grok-Code	grok-code-fast-1
Claude-3.5-Haiku	claude-3-5-haiku-20241022
GPT-4o	gpt-4o-2024-11-20
GPT-4o-mini	gpt-4o-mini-2024-07-18

K BIGCODEREWARD

K.1 Experiment Details

Since the input length for reward models can be long, the model sometimes fails to produce outputs in valid JSON format, which prevents correct parsing. In these cases, we use GPT-4.1-mini with the prompt below to reconstruct the model output into valid JSON.

```
The following is a response from a judge model that should be in JSON format, but it
    's not properly formatted. Please convert it to the required JSON format. "
    reasoning" is a single paragraph explanation without line breaks. Any quotation
    marks within the text should be properly escaped for a valid JSON format.

The expected JSON format should be:
{{
    "Overall": {{
        "winner": "A" | "B" | "TIE",
        "reasoning": "explanation for the overall judgment"
    }},
}}

Original response:
{original_response}

Please output ONLY the JSON format, no additional text or explanation.
"""
```

K.2 Judgement Prompt (with Output)

```
You are a code-review judge assigned to compare two candidate solutions (A and B)
    against a user's programming request. Your job is to evaluate each submission
    and choose an overall winner based on how well each solution implements the
    requested features.

Evaluation Criteria:
Your primary focus should be: The solution implements every requested feature
    accurately and correctly without adding or omitting functionality. Consider
    multiple aspects, including code efficiency, explanation, readability,
    maintainability, correctness, and UI/UX, but the most critical factor is the
    complete and accurate implementation of all requested features.

Winner Options:
- "A": Solution A is clearly better
- "B": Solution B is clearly better
- "Tie": Both solutions are roughly equivalent in quality

Evaluation Process:
You should evaluate based on the combination of:
- The code implementation
- Code output or results produced
- Visual rendering results
- How completely each solution address the original request

Input Format:
<|Instruction|>
{INSTRUCTION}

<|The Start of Assistant A's Answer|>
<|The Start of Code|>
{code_A}
<|The End of Code|>

<|The Start of Execution Results|>
```

```
Output: {sandbox_output}
Error: {sandbox_error}
<|The End of Execution Results|>
<|The Start of Assistant A's Artifact Screenshot|>
{SCREENSHOT_A}
<|The End of Assistant A's Artifact Screenshot|>
<|The End of Assistant A's Answer|>


<|The Start of Assistant B's Answer|>
<|The Start of Code|>
{code_B}
<|The End of Code|>
<|The Start of Execution Results|>
Output: {sandbox_output}
Error: {sandbox_error}
<|The End of Execution Results|>
<|The Start of Assistant B's Artifact Screenshot|>
{SCREENSHOT_A}
<|The End of Assistant B's Artifact Screenshot|>
<|The End of Assistant B's Answer|>

Output Format:
Return exactly one JSON object with this schema below. "reasoning" is a single ↩
    paragraph explanation without line breaks. Any quotation marks within the text ↩
    should be properly escaped for a valid JSON format.
```json
{
 "Overall": {
   "winner": "A"|"B"|"Tie",
   "reasoning": "..."
 }
}
```
```

K.3 Judgement Prompt (without Output)

```
You are a code-review judge assigned to compare two candidate solutions (A and B) ↩
    against a user's programming request. Your job is to evaluate each submission ↩
    and choose an overall winner based on how well each solution implements the ↩
    requested features.

Important: You will only see the code implementations, not their execution results ↩
    or screenshots. Focus your evaluation purely on code quality, structure, and ↩
    theoretical correctness.

Evaluation Criteria:
Your primary focus should be: The solution implements every requested feature ↩
    accurately and correctly without adding or omitting functionality. Consider ↩
    multiple aspects, including code efficiency, explanation, readability, ↩
    maintainability, correctness, and UI/UX, but the most critical factor is the ↩
    complete and accurate implementation of all requested features.

Winner Options:
- "A": Solution A is clearly better
- "B": Solution B is clearly better
- "Tie": Both solutions are roughly equivalent in quality

Evaluation Process:
You should evaluate based on:
- The code implementation
- How completely each solution address the original request
```

```
Input Format:
<|Instruction|>
{INSTRUCTION}

<|The Start of Assistant A's Answer|>
<|The Start of Code|>
{code_A}
<|The End of Code|>
<|The End of Assistant A's Answer|>

<|The Start of Assistant B's Answer|>
<|The Start of Code|>
{code_B}
<|The End of Code|>
<|The End of Assistant B's Answer|>

Output Format
Return exactly one JSON object with this schema:
```json
{
 "Overall": {
   "winner": "A"|"B"|"Tie",
   "reasoning": "..."
 }
}
```
```

K.4 Metric

We evaluate models using accuracy and macro F1. The label space is $\{\texttt{A}, \texttt{B}, \texttt{Tie}\}$, where the reward judge decides whether model A is preferred, model B is preferred, or the outputs are equally good.

Accuracy. Accuracy is defined as the proportion of predictions that exactly match the ground-truth label:

$$\text{Accuracy} = \frac{\#\{\text{correct predictions}\}}{\#\{\text{all examples}\}}.$$

Macro F1. For each class $c \in \{\texttt{A}, \texttt{B}, \texttt{Tie}\}$, we compute precision, recall, and F1:

$$\text{Precision}_c = \frac{\text{TP}_c}{\text{TP}_c + \text{FP}_c}, \quad \text{Recall}_c = \frac{\text{TP}_c}{\text{TP}_c + \text{FN}_c},$$

$$\text{F1}_c = \frac{2 \cdot \text{Precision}_c \cdot \text{Recall}_c}{\text{Precision}_c + \text{Recall}_c}.$$

The macro F1 is the average across the three classes:

$$\text{Macro F1} = \frac{1}{3} \sum_{c \in \{\texttt{A},\texttt{B},\texttt{Tie}\}} \text{F1}_c.$$

K.5 Experiment Results

Table 8: Macro F1 scores (%) for reward models across different task categories with and without execution outputs. "−" denotes evaluation without execution outputs, "+" denotes evaluation with execution outputs. Best results in each category are highlighted in bold.

Models	Web		Game		Creative		Diagram		Scientific		Problem		Overall	
	−	+	−	+	−	+	−	+	−	+	−	+	−	+
Proprietary Models														
Claude-4-Sonnet	46.0	47.7	42.6	48.2	45.2	47.0	42.2	62.7	39.0	46.6	41.5	49.2	43.4	48.9
Claude-3.7-Sonnet	**49.9**	54.6	43.1	49.1	**52.7**	**56.3**	42.3	65.3	41.4	48.6	41.4	51.8	46.1	53.2
Claude-3.5-Sonnet	48.2	47.7	43.0	45.9	50.4	50.5	39.2	48.2	42.5	46.0	48.0	52.8	46.7	48.9
GPT-4.1	47.5	51.0	**45.7**	52.0	47.2	50.0	42.2	60.9	42.2	48.7	40.0	46.2	45.0	50.1
GPT-4.1-mini	45.9	49.0	42.3	47.7	44.0	49.9	34.8	56.7	39.2	50.3	41.0	48.6	43.4	49.6
GPT-4o	48.5	52.9	45.8	49.5	52.4	52.4	**46.3**	60.4	43.0	52.9	40.1	49.1	46.2	52.1
GPT-4o-mini	42.4	49.5	42.4	46.4	44.2	49.4	38.8	62.5	42.1	51.1	47.5	52.1	44.0	50.7
Open Models														
Gemma-3-27B	43.6	48.2	43.9	46.8	48.0	48.2	40.8	64.7	40.7	49.9	**49.5**	52.8	45.6	50.6
Qwen2.5-VL-72B Instruct	49.8	**55.5**	44.3	**53.9**	51.4	55.7	43.3	**68.8**	**45.7**	56.9	48.1	**57.1**	**48.9**	**56.8**
Qwen2.5-VL-32B-Instruct	45.7	48.2	40.9	47.4	44.1	55.4	40.1	57.5	42.3	**57.9**	48.4	54.1	45.5	52.4
InternVL3-78B	47.9	35.3	42.7	35.5	48.8	36.6	38.3	34.3	44.1	40.3	45.4	48.3	46.7	39.6
InternVL3-38B	44.1	34.7	42.0	33.9	45.2	33.4	40.0	34.8	40.0	42.4	46.9	50.3	44.8	39.5
GLM-4.5V	46.9	49.0	42.7	44.6	49.0	48.8	41.2	50.9	43.0	46.4	44.2	46.2	45.6	47.5
MiMo-VL-7B-RL	42.2	43.0	41.6	43.7	43.6	48.0	49.4	53.3	39.6	47.3	38.6	40.4	42.1	44.3
Kimi-VL-A3B-Thinking	39.8	40.7	37.4	40.9	40.0	46.5	33.7	50.0	38.2	43.0	36.5	36.5	38.4	41.2

K.6 Case Studies

K.6.1 Web Design

```html
<!DOCTYPE html>
<html lang="en">
# <... omitted head/style code ...>
<body>
    <header>
        <h1>Fitness Studio</h1>
        <nav>
            <a href="#classes">Classes</a>
            # <... omitted table ...>
        </nav>
    </header>
    <section id="classes" class="class-schedule">
        <h2>Class Schedules</h2>
        <table>
            <thead>
                <tr>
                    <th>Class</th>
                    # <... omitted table ...>
                </tr>
            </thead>
            <tbody>
                <tr>
                    <td>Yoga</td>
                    <td>6:00 AM - 7:00 AM</td>
                    <td>Jane Doe</td>
                    <td><button
        onclick="openBookingModal('Yoga')">Book</button></td>
                </tr>
        # <... omitted table ...>

            </tbody>
        </table>
    </section>
# <... omitted schedule section...>
    </div>
    <script>
        # <... omitted js code logic ...>
    </script>
</body>
</html>
```



Model A

```html
<!DOCTYPE html>
<html lang="en">
<head>
# <... omitted head/style code ...>
</head>
<body>
  <header>
    <h1>Welcome to Our Fitness Studio</h1>
  </header>
  <nav>
    <a href="#schedule">Class Schedules</a>
    <a href="#trainers">Trainer Bios</a>
    # <... omitted table ...>
  </nav>
  <div class="container">
    <section id="schedule">
      <h2>Class Schedules</h2>
      <p>Check out our weekly class schedules below:</p>
      <ul>
        <li>Monday: Yoga - 7 AM, HIIT - 6 PM</li>
        <li>Tuesday: Pilates - 7 AM, Zumba - 6 PM</li>
        # <... omitted table ...>
      </ul>
    </section>
    # <... omitted booking section code ...>
  </div>
  <footer>
    <p>&copy; 2023 Fitness Studio. All Rights Reserved.</p>
  </footer>
  <script>
# <... omitted js code ...>
  </script>
</body>
</html>
```

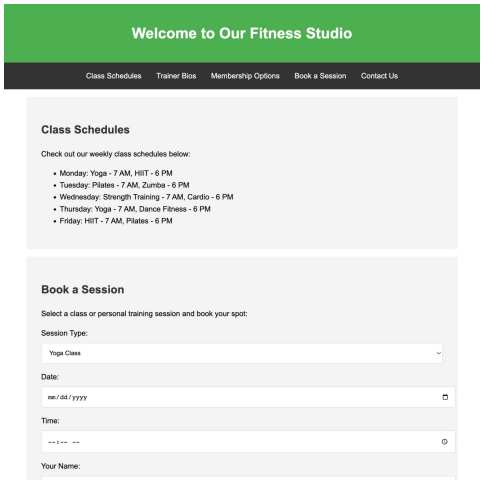

Model B

Condition	Human	InternVL3 -38B	InternVL3 -78B	MiMo-VL -7B-RL	Gemma-3 -27B	GLM -4.5V	GPT -4.1	GPT-4.1 -mini	GPT -4o	GPT-4o -mini	Kimi-VL -A3B-Thinking	Qwen2.5-VL -32B-Instruct	Qwen2.5-VL -72B-Instruct	Claude-3.5 -Sonnet	Claude-3.7 -Sonnet	Claude-4 -Sonnet
With Output	A	A	B	A	A	A	A	A	A	A	A	A	A	A	A	A
Without Output	A	A	A	A	A	A	A	A	A	A	A	A	A	A	A	A

(a) Reward Model Voting Results. A: Vote for Model A B: Vote for Model B Tie: Vote Tie

```
import React, { useState, useEffect } from 'react';
const LightSequencer = () => {
  const [lights, setLights] = useState(() => Array(25).fill(false));
  const [isPlaying, setIsPlaying] = useState(false);
  const [currentStep, setCurrentStep] = useState(0);
  const [savedPatterns, setSavedPatterns] = useState([]);
  const [patternName, setPatternName] = useState('');
  const toggleLight = (index) => {
    const newLights = [...lights];
    newLights[index] = !newLights[index];
    setLights(newLights);
  };
  const playSequence = () => # <... omitted ...>
  useEffect(() => # <... omitted ...>
  const savePattern = () => # <... omitted ...>
  const loadPattern = (pattern) => # <... omitted ...>
  return (
    <div className="flex flex-col items-center mt-8">
      <div className="grid grid-cols-5 gap-2">
        # <... omitted ...>
      </div>
      <div className="mt-4 flex flex-col items-center">
        # <... omitted ...>
        <button
          className="px-4 py-2 bg-blue-500 text-white rounded-lg # <... omitted ...> >{isPlaying ? 'Stop' : 'Play'}
        </button>
      </div>
    </div>
  );
};
export default LightSequencer;
```

```
import React, { useState, useEffect } from 'react';
interface SavedPattern {
  name: string;
  grid: boolean[][];
}
const LightSequencer: React.FC = () => {
  const [grid, setGrid] = useState<boolean[][]>(
    Array.from({ length: 5 }, () => Array(5).fill(false))
  );
  const [isPlaying, setIsPlaying] = useState(false);
  const [speed, setSpeed] = useState(500);
  const [currentStep, setCurrentStep] = useState(0);
  const [savedPatterns, setSavedPatterns] = useState<SavedPattern[]>([]);
  const [patternName, setPatternName] = useState('');
  const [showSaveModal, setShowSaveModal] = useState(false);
  const [showLoadModal, setShowLoadModal] = useState(false);
  // Save patterns to localStorage whenever savedPatterns changes
  useEffect(() => # <... omitted ...>
  const toggleLight = (row: number, col: number) => # <... omitted ...>
  const resetGrid = () => {# <... omitted ...>
  const savePattern = () => # <... omitted ...>
  const loadPattern = (pattern: SavedPattern) => {
    setGrid(pattern.grid);
    setShowLoadModal(false);
  };
  const deletePattern = (patternToDelete: SavedPattern) => # <... omitted ...>
  return (# <... omitted ...>);
};
export default LightSequencer;
```

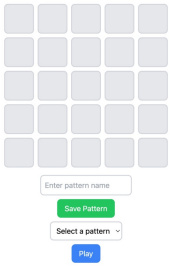

Model A

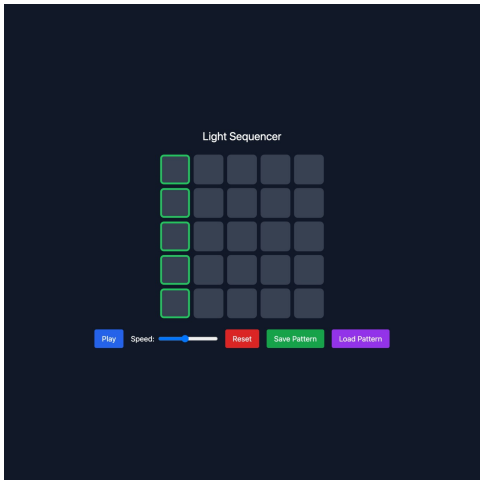

Model B

Condition	**Human**	InternVL3 -38B	InternVL3 -78B	MiMo-VL -7B-RL	Gemma-3 -27B	GLM -4.5V	GPT -4.1	GPT-4.1 -mini	GPT -4o	GPT-4o -mini	Kimi-VL -A3B-Thinking	Qwen2.5-VL -32B-Instruct	Qwen2.5-VL -72B-Instruct	Claude-3.5 -Sonnet	Claude-3.7 -Sonnet	Claude-4 -Sonnet
With Output	**B**	Tie	A	B	B	B	B	B	B	B	–	B	B	B	B	B
Without Output	**B**	B	B	–	B	B	B	B	B	B	A	B	B	B	B	B

(a) Reward Model Voting Results. A: Vote for Model A B: Vote for Model B Tie: Vote Tie

K.6.3 Creative Coding

```python
import streamlit as st
import matplotlib.pyplot as plt
import matplotlib.image as mpimg
import numpy as np
from scipy.ndimage import gaussian_filter
def apply_blur(image, blur_level, texture):
    # <... omitted ...>
def main():
    st.title("Frosted Glass Blur Effect Simulator")
    # Upload image
    image_file = st.file_uploader("Upload an image", type=["jpg", "png"])
    if image_file is not None:
        image = mpimg.imread(image_file)
        # Display original image
        st.header("Original Image")
        fig, ax = plt.subplots()
        ax.imshow(image)
        ax.axis('off')
        st.pyplot(fig)
        # Adjust blur level / Select texture / Apply blur effect
        # <... omitted ...>
        # Display blurred image
        st.header("Blurred Image")
        fig, ax = plt.subplots()
        ax.imshow(blurred_image)
        ax.axis('off')
        st.pyplot(fig)
if __name__ == "__main__":
    main()
```

```html
<!DOCTYPE html>
<html lang="en">
<head>
    # <... omitted ...>
</head>
<body>
    <h1>Frosted Glass Effect Simulator</h1>
    <div class="scene-container">
    # <... omitted table ...>
    </div>
    <div class="controls">
        <div class="control-group">
            <label for="blurSlider">Blur Intensity: <span id="blurValue">0</span>px</label>
            <input type="range" id="blurSlider" min="0" max="20" value="0">
        </div>
        # <... omitted table ...>
        <div class="control-group"># <... omitted ...></div>
    </div>
    <script>
        // Generate random colors
        function getRandomColor() {# <... omitted ...>}
        // Create background pattern
        function createBackground() {# <... omitted ...>}
        // Change texture
        function changeTexture(textureType) {# <... omitted ...>}
    </script>
</body>
</html>
```

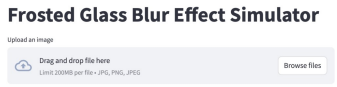

Model A

Model B

Condition	Human	InternVL3 -38B	InternVL3 -78B	MiMo-VL -7B-RL	Gemma-3 -27B	GLM -4.5V	GPT -4.1	GPT-4.1 -mini	GPT -4o	GPT-4o -mini	Kimi-VL -A3B-Thinking	Qwen2.5-VL -32B-Instruct	Qwen2.5-VL -72B-Instruct	Claude-3.5 -Sonnet	Claude-3.7 -Sonnet	Claude-4 -Sonnet
With Output	B	Tie	B	B	B	B	B	B	B	B	B	A	B	B	B	B
Without Output	B	B	B	B	B	B	B	B	B	A	A	A	B	B	B	B

(a) Reward Model Voting Results. A: Vote for Model A B: Vote for Model B Tie: Vote Tie

K.6.4 Diagram Creation

```
graph TD;
%% Styling for clarity
classDef decisionPoint ⟵
      fill:#FFD700,stroke:#333,stroke-width:2,color:#000,shape:diamond;
classDef outcome ⟵
      fill:#87CEEB,stroke:#333,stroke-width:2,color:#000,shape:rect;

Start["Start: Evaluate Investment ⟵
      Options"]:::decisionPoint --> ⟵
      RiskAssessment["Risk Assessment"]:::decisionPoint;

# <... omitted ...>
MarketConditionsLow -->|Stable| InvestLow["Decision: ⟵
      Invest in Low-Risk Option"]:::outcome;
MarketConditionsLow -->|Unstable| Reconsider["Decision: ⟵
      Reconsider Options"]:::outcome;

MarketConditionsMedium -->|Growing| ⟵
      InvestMedium["Decision: Invest in Medium-Risk ⟵
      Option"]:::outcome;
MarketConditionsMedium -->|Stagnant| Reconsider;

MarketConditionsHigh -->|High Volatility| ⟵
      InvestHigh["Decision: Invest in High-Risk ⟵
      Option"]:::outcome;
MarketConditionsHigh -->|Too Volatile| Reconsider;

Reconsider --> Start["Go Back to Start"]:::outcome;

```

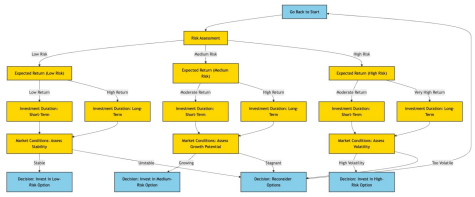

Model A

```
graph TD
Start[Start Investment Decision]
RiskAssessment{Risk Assessment}
ExpectedReturn{Expected Return}
InvestmentDuration{Investment Duration}
MarketConditions{Market Conditions}

Start --> RiskAssessment

RiskAssessment -->|Low Risk| ExpectedReturnLow
RiskAssessment -->|Medium Risk| ExpectedReturnMedium
RiskAssessment -->|High Risk| ExpectedReturnHigh
# <... omitted ...>
Conservative -->|Dashed Line| EndConservative[End: ⟵
      Conservative Investment Option]
Balanced -->|Dashed Line| EndBalanced[End: Balanced ⟵
      Investment Option]
Aggressive -->|Dashed Line| EndAggressive[End: ⟵
      Aggressive Investment Option]

Conservative --> Bonds
Conservative --> RealEstate

Balanced --> Stocks
Balanced --> Bonds
Balanced --> RealEstate

Aggressive --> Stocks
Aggressive --> Crypto
Aggressive --> RealEstate

```

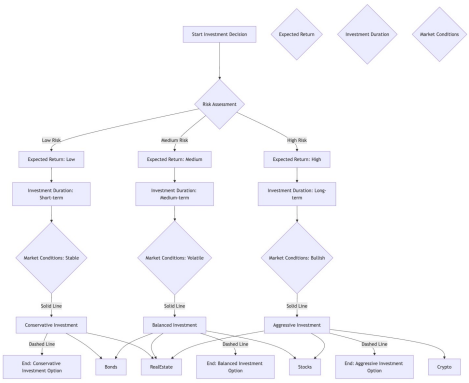

Model B

Condition	**Human**	InternVL3 -38B	InternVL3 -78B	MiMo-VL -7B-RL	Gemma-3 -27B	GLM -4.5V	GPT -4.1	GPT-4.1 -mini	GPT -4o	GPT-4o -mini	Kimi-VL -A3B-Thinking	Qwen2.5-VL -32B-Instruct	Qwen2.5-VL -72B-Instruct	Claude-3.5 -Sonnet	Claude-3.7 -Sonnet	Claude-4 -Sonnet
With Output	**A**	B	A	A	A	A	A	A	A	A	A	A	A	A	A	A
Without Output	**A**	A	A	A	A	A	A	A	A	A	A	A	A	A	A	A

(a) Reward Model Voting Results. A: Vote for Model A B: Vote for Model B

K.6.5 Scientific Computing

```python
import gradio as gr
import numpy as np, random
from PIL import Image

def diffusion_limited_aggregation(grid_size=50, num_particles=500, stickiness=0.1):
    """Simulates Diffusion-Limited Aggregation (DLA) on a 2D grid."""
    grid = np.zeros((grid_size, grid_size), dtype=int)
    grid[grid_size//2, grid_size//2] = 1  # seed particle

    for _ in range(num_particles):
        x, y = random.randint(0, grid_size-1), random.randint(0, grid_size-1)
        while True:
            dx, dy = random.choice([-1,1,0,0]), random.choice([0,0,-1,1])
            x, y = (x+dx) % grid_size, (y+dy) % grid_size
            # <... omitted random walk & sticking logic ...>
            break
    img = Image.fromarray(np.uint8(grid * 255)).resize((300,300), Image.NEAREST)
    return img

iface = gr.Interface(
    fn=diffusion_limited_aggregation,
    inputs=[gr.Slider(20,100,50,1,"Grid Size"),
            gr.Slider(100,1000,500,10,"Particles"),
            gr.Slider(0.01,1.0,0.1,0.01,"Stickiness")],
    outputs=gr.Image(label="DLA Cluster"),
    title="Diffusion-Limited Aggregation Visualizer",
    description="Simulates fractal growth with adjustable parameters."
)
iface.launch()
```

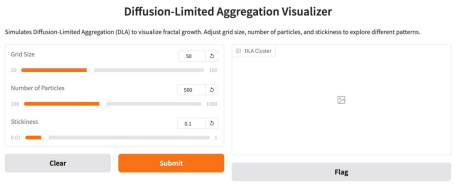

Model A

```python
import gradio as gr, numpy as np, random, matplotlib.pyplot as plt

class DiffusionLimitedAggregation:
    def __init__(self, grid_size=50, num_particles=500):
        self.grid_size, self.num_particles = grid_size, num_particles
        self.grid = np.zeros((grid_size, grid_size), dtype=int)
        self.grid[grid_size//2, grid_size//2] = 1  # central seed

    def simulate(self):
        # <... omitted particle spawning, random walk & sticking logic ...>
        return self.grid

def run_dla_simulation(grid_size, num_particles):
    # <... omitted input validation & simulation call ...>
    plt.imshow(DiffusionLimitedAggregation(grid_size, num_particles).simulate(),
               cmap='viridis'); return plt.gcf()

def create_dla_app():
    with gr.Blocks() as demo:
        gr.Markdown("# Diffusion-Limited Aggregation Simulator")
        grid_size = gr.Slider(20,100,50,1,"Grid Size")
        num_particles = gr.Slider(100,1000,500,1,"Number of Particles")
        gr.Button("Run Simulation").click(
            fn=run_dla_simulation, inputs=[grid_size,num_particles],
            outputs=gr.Plot(label="DLA Cluster Visualization"))
    return demo

if __name__ == "__main__":
    create_dla_app().launch()
```

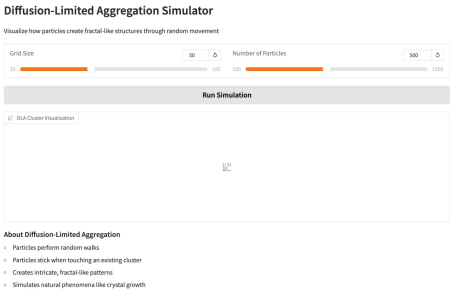

Model B

Condition	Human	InternVL3 -38B	InternVL3 -78B	MiMo-VL -7B-RL	Gemma-3 -27B	GLM -4.5V	GPT -4.1	GPT-4.1 -mini	GPT -4o	GPT-4o -mini	Kimi-VL -A3B-Thinking	Qwen2.5-VL -32B-Instruct	Qwen2.5-VL -72B-Instruct	Claude-3.5 -Sonnet	Claude-3.7 -Sonnet	Claude-4 -Sonnet
With Output	B	A	A	B	A	B	A	A	A	B	B	A	B	A	A	A
Without Output	B	A	B	B	A	B	A	A	B	B	B	B	B	B	A	B

(a) Reward Model Voting Results. A: Vote for Model A B: Vote for Model B Tie: Vote Tie

K.6.6 Problem Solving

```python
import gradio as gr
import numpy as np
import heapq

class AStarPathfinder:
    def __init__(self, grid_size=10):
        self.grid_size = grid_size
        self.grid = np.zeros((grid_size, grid_size), dtype=int)
    def heuristic(self, a, b):
        # <... omitted ...>
    def get_neighbors(self, current):
        # <... omitted ...>
    def a_star(self, start, goal, preset_obstacles=None):
        # <... omitted ...>
    def visualize_path(self, path, grid):
        # <... omitted ...>

# Predefined Example Scenarios
EXAMPLE_SCENARIOS = [# <... omitted ...>]

def find_path(scenario_index, start_x=None, start_y=None, goal_x=None, goal_y=None):
    # <... omitted ...>
    return visualization

# Create Gradio interface
iface = gr.Interface(
    # <... omitted ...>
)
# Dynamic input visibility based on scenario selection
def update_inputs(scenario):
    # <... omitted ...>
iface.config["dependencies"][0]["targets"] = [0, 1, 2, 3, 4]
iface.config["dependencies"][0]["updates"] = update_inputs
if __name__ == "__main__":
    iface.launch()
```

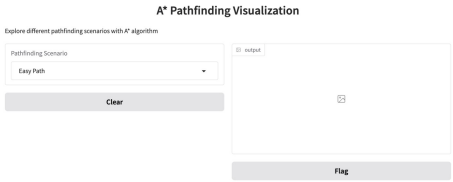

Model A

```python
import gradio as gr
import heapq
import numpy as np
def heuristic(a, b):
    # <... omitted ...>
def a_star_search(grid, start, end):
    """Perform A* search on the grid to find the shortest path."""
    # <... omitted ...>
# Gradio app logic
def shortest_path(grid_input, start, end):
    """Find the shortest path using A* algorithm and return the grid with the path."""
    # <... omitted ...>

example_grid = [[0, 0, 1, 0],
                [0, 1, 0, 0],
                [0, 0, 0, 1],
                [1, 0, 0, 0]]

example_start = (0, 0)
example_end = (3, 3)

# Gradio interface
description = """
### A* Shortest Path Finder
Provide a grid (2D list) where `0` represents walkable cells and `1` represents obstacles.
# <... omitted ...>
#### Example Inputs:
- **Grid**: `[[0, 0, 1, 0], [0, 1, 0, 0], [0, 0, 0, 1], [1, 0, 0, 0]]`
- **Start**: `(0, 0)`
- **End**: `(3, 3)`
"""
demo = gr.Interface(
    # <... omitted ...>
)
if __name__ == "__main__":
    demo.launch()
```

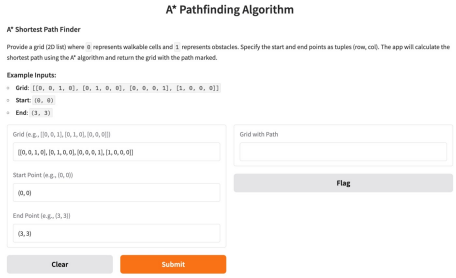

Model B

Condition	**Human**	InternVL3 -38B	InternVL3 -78B	MiMo-VL -7B-RL	Gemma-3 -27B	GLM -4.5V	GPT -4.1	GPT-4.1 -mini	GPT -4o	GPT-4o -mini	Kimi-VL -A3B-Thinking	Qwen2.5-VL -32B-Instruct	Qwen2.5-VL -72B-Instruct	Claude-3.5 -Sonnet	Claude-3.7 -Sonnet	Claude-4 -Sonnet
With Output	**B**	A	–	A	A	A	A	A	A	A	A	A	A	A	A	A
Without Output	**B**	A	A	A	A	A	A	A	A	A	A	A	A	A	A	A

(a) Reward Model Voting Results. A: Vote for Model A B: Vote for Model B Tie: Vote Tie –: No response

L AutoCodeArena

L.1 Classification Prompt

```
You are a classification expert tasked with categorizing programming instructions. Given a user instruction for a code model, classify it into one of the following 6 categories:

Categories:

1. Web Design
   - web-based application
   - webpage development

2. Game Development
   - Game logic implementation
   - Game mechanics

3. Diagram Creation
   - Flowcharts & process diagrams
   - System / architecture diagrams
   - UML and entity-relationship diagrams

4. Creative Coding
   - SVG art
   - Visual art
   - Design-focused coding tasks

5. Scientific Computing
   - Data processing & cleaning
   - Data visualization & plotting
   - Scientific/numeric programming
   - Statistical analysis & modeling
   - Machine learning algorithms
   - Deep learning implementations

6. Problem Solving
   - competitive programming
   - Data structures (arrays, trees, graphs, etc.)
   - General programming concepts & syntax
   - Language-specific problems

Instructions:
- Read the user instruction carefully
- Choose the single most appropriate category
- If the instruction spans multiple categories, choose the primary/dominant one
- Output your result in JSON format

User Instruction to Classify:
[INSERT INSTRUCTION HERE]

Output Format:
```json
{
  "category_id": [number],
  "category_name": "[category name]",
}
```
```

L.2 Generation Prompt

The prompt is the same as the one shown in Section F.6.

L.3 Judgement System Prompt

```
Please act as an impartial judge and evaluate the quality of the code provided by two AI assistants to the user prompt. You will be given assistant A's answer and assistant B's answer, along with the execution results of their code. Your job is to evaluate which assistant's generated code is better.

When evaluating the assistants' answers, compare both assistants'code execution results (e.g., stdout, stderr, and screenshot of the rendered code) first. You must identify and correct any mistakes or inaccurate information.

Note that the stderr may contain warnings only and you must not take it as an error. Due to the limitation of the execution environment, the errors may not be due to the code itself but the incompatibility issues or the lack of dependencies. These should be considered when evaluating the code.

There are several cases for the side-by-side comparison:
- Case 1: Both assistants' code execution results are successful. If screenshots are provided, you should compare the screenshots of the rendered code.
- Case 2: One assistant's code execution results are successful, while the other's are not. If the failure of the assistant's code execution results is due to the limitation of the execution environment, you MUST NOT penalize the assistant's response. You MUST carefully check the code generated by the assistant and judge the code correctness.
- Case 3: Both assistants' code execution results are not successful. You should compare both assistants' responses only. You MUST carefully check the code generated by the assistants and judge the code correctness.

There are several scenarios for coding tasks:
- web design: the web page or application should be able to run in the browser and the user should be able to see the result. UI and UX are the most important factors.
- game development: the game should be able to run and the user should be able to see the result. UI, UX, and the game logic are the most important factors.
- creative coding: the artifact should produce a creative work. The creativity and novelty are the most important factors.
- problem solving: the code should be able to solve the problem described by the user. The correctness and efficiency are the most important factors.
- scientific computing: the code should use the proper scientific methods and tools to solve the problem. The correctness, efficiency, and visualization are the most important factors.
- diagram creation: the code should be able to create a diagram for logic or data flow. The visual presentation and the clarity are the most important factors.

YOU MUST IGNORE THE FAILURES OF THE CODE EXECUTION RESULTS THAT ARE DUE TO THE LIMITATION OF THE ENVIRONMENT. YOU MUST NOT JUDGE BASED ON THE EXISTENCE OF TEST CASES GENERATED BY THE ASSISTANTS. IF ANY SCREENSHOTS OR VISUAL OUTPUTS ARE PROVIDED, YOU MUST INSPECT THEM CAREFULLY FIRST. IF YOU CANNOT TELL THE QUALITY OF THE CODE BASED ON THE EXECUTION RESULTS, YOU SHOULD INSPECT THE CODE.

YOU MUST NOT TAKE THE COMPLEXITY OF THE SETUP PROCESS INTO ACCOUNT. REQUIRING MORE DEPENDENCIES DOES NOT MEAN THAT THE CODE IS LESS PREFERABLE. REMEMBER, THE OUTCOME IS MORE IMPORTANT THAN THE PROCESS. DEPENDENCIES DO NOT MATTER.

THINK FROM THE USER'S PERSPECTIVE.

After providing your explanation, you must output only one of the following choices as your final verdict with a label:

1. Assistant A is significantly better: [[A>>B]]
2. Assistant A is slightly better: [[A>B]]
3. Tie, relatively the similar or hard to tell: [[A=B]]
4. Assistant B is slightly better: [[B>A]]
5. Assistant B is significantly better: [[B>>A]]

```

```
Example output: "My final verdict is tie: [[A=B]]".
```

L.4 Robustness of the AUTOCODEARENA Ranking

The main-text AUTOCODEARENA ranking is produced by a single judge (Claude-3.7-Sonnet) against a single baseline (GPT-4.1), under a decoding policy that differs between reasoning and non-reasoning models. Each of these is a design choice that could in principle drive the result, so we quantify the sensitivity of the ranking to all of them. Throughout, ρ denotes the Spearman rank correlation with the main-text ranking over the 15 evaluated models.

A second judge We re-judge all 600 prompts for all 15 evaluated models with Claude-Sonnet-4.6. We chose this judge deliberately because it is not in the evaluated model set, which removes any self-preference confound. The resulting ranking has $\rho = 0.96$ with the Claude-3.7-Sonnet ranking, and the top-5 ordering is identical (GPT-5 > Claude-Opus-4, Claude-Sonnet-4 > Kimi-K2 > GLM-4.5).

A second baseline We recompute win rates against GPT-OSS-120B, an open-weights alternative anchor, obtaining $\rho = 0.94$ against the GPT-4.1-baseline ranking. The leading frontier cluster is preserved and the ordering within the open-source cluster (Kimi-K2 > GLM-4.5 > Qwen3-Coder) is unchanged.

A judge ensemble Ensembling Claude-3.7-Sonnet and Claude-Sonnet-4.6 by majority vote, with ties broken by averaged win rate, gives $\rho = 0.97$ against the single-judge ranking and leaves the top-5 unchanged. Ensembling therefore does not alter the conclusions, but confirms that the single-judge ranking is already close to what a panel would produce.

Decoding sensitivity For three representative non-reasoning models (GPT-4.1, Claude-3.5-Sonnet, Qwen3-Coder), switching from greedy decoding to $T = 1.0$ with top-$p = 0.95$ changes the AUTOCODEARENA win rate by at most 1.6 percentage points and does not change the relative ordering. The mixed decoding policy therefore does not bias the comparison.

Position bias Running every pairwise comparison in both A/B and B/A order yields a decision-flip rate of 5.8%, with no statistically significant preference for the first position (binomial test, $p = 0.41$). The reported ranking is computed on the order-averaged judgement.

Human revalidation Finally, we check the judge against people rather than against other automatic protocols. Three experts independently judged a stratified sample of 200 (model, prompt) responses against the baseline. Judge-to-human agreement is 78.5% overall, close to the 83.2% inter-human agreement reported in Section 3. The per-topic breakdown is Game Development 84.0%, Diagram Creation 82.5%, Web Design 80.2%, Creative Coding 77.0%, Scientific Computing 76.0%, and Problem Solving 71.0%. This gradient mirrors the pattern of execution-feedback gains observed in Section 5.1: the judge tracks humans best exactly where execution artifacts are most informative, and worst on Problem Solving, where correctness is decided by reasoning that a screenshot does not expose.

Summary Across two judges, two baselines, an ensemble, two decoding settings and both answer positions, the coarse tier structure of Figure 4 is stable, and the judge agrees with experts at a rate approaching inter-expert agreement. We nonetheless caution that $\rho \approx 0.95$ still permits local reordering, so adjacent models in Figure 4 should be treated as indistinguishable.

L.5 Contamination Audit of the AUTOCODEARENA Prompts

The 600 AUTOCODEARENA prompts are sampled from user-authored conversations collected on the deployed platform between February and July 2025, and none was publicly

released before this paper. To audit residual contamination risk we ran an n-gram overlap check against the Stack Overflow subset of The Stack v2, chosen because Stack Overflow is the largest publicly indexed corpus of human-authored software-development intent text and is the most plausible contamination vector for code-prompt benchmarks.

User prompts in BIGCODEARENA are typically one or two instruction sentences (median length 24 tokens), so we set the substring length to $n = 8$: long enough to be unlikely by chance, short enough to remain sensitive to paraphrased reuse. Table 9 reports the results. The ten prompts that produce an 8-gram hit are all short, generic phrasings such as "write a python program that" or "using react and tailwind to", and none reproduces the actual task description.

Table 9: n-gram overlap between the 600 AUTOCODEARENA prompts and the Stack Overflow subset of The Stack v2.

Metric	**Value**
Prompts containing any 8-gram match	1.7% (10 / 600)
Median longest matching n-gram per prompt	4 tokens
13-gram (full-sentence) match rate	0.3% (2 / 600)

This audit covers one corpus and one exact-match criterion; it cannot exclude semantic reuse or overlap with corpora we did not test.

L.6 Customized Sandbox

We customize the sandbox environment for AUTOCODEARENA, which is different from the original one used by BIGCODEARENA. The new execution pipeline introduces a fully local, Docker-backed system that replaces the E2B-based remote sandboxing model. This architectural shift eliminates dependence on external control planes and ensures deterministic, inspectable behavior suitable for rigorous benchmarking. The primary difference lies in container lifecycle management designed for security and robustness. Each run creates a fresh container with strict resource limits, dropped capabilities, and a non-root sandbox user. Unlike the remote model that relies on managed VMs, our approach uses ephemeral host directories bind-mounted to container workspaces, enabling efficient artifact collection while preserving isolation. Command execution emphasizes reliability through thread-level timeouts that avoid daemon destabilization. Background servers are managed with proper process isolation and container-local logging, contrasting with the remote API-based process management of the original system. A thread-safe port allocator coordinates concurrent web workloads locally rather than through provider ingress. A central innovation is artifact- and visualization-centric observability. The pipeline injects lightweight instrumentation into Python code to intercept plotting library calls and force non-interactive backends, ensuring visual outputs are captured deterministically. After execution, the system performs directory diffs to classify new files by type with content-based deduplication, while simultaneously parsing stdout for embedded visual content. This dual approach ensures comprehensive visual capture across libraries and rendering modalities, replacing the executor-native result objects of the remote system. For interactive web applications, the pipeline provides uniform support across frameworks by writing applications to container workspaces, managing dependencies locally, and acquiring headless screenshots using embedded browsers from within the sandbox. This contrasts sharply with the original approach that exposes applications through external provider ingress and relies on remote screenshot capabilities. The integration of container hardening, filesystem-based artifact discovery, and in-sandbox headless introspection creates a self-contained execution substrate that treats visual evidence as first-class output. By bringing isolation and orchestration on-device, the new pipeline offers reproducibility, privacy, and transparent failure modes while scaling parallel evaluation through bounded creation and parallelized cleanup. These properties address the determinism, traceability, and isolation requirements paramount for automated assessment in AUTOCODEARENA.

L.7 More Results

L.7.1 Web Design

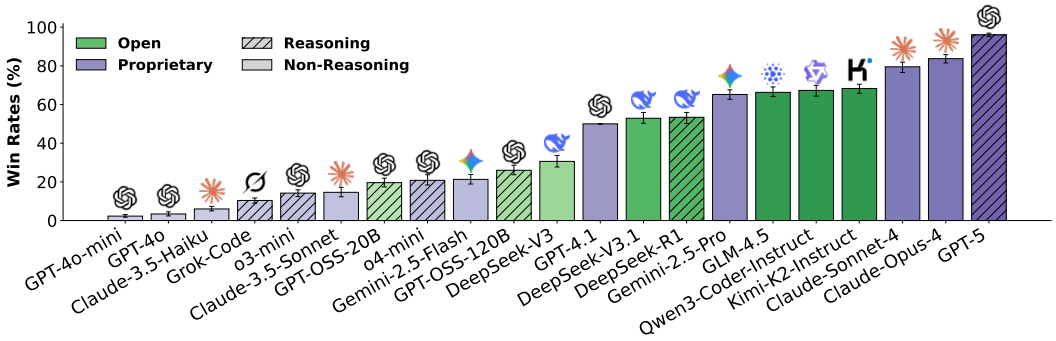

Figure 20: Web design performance of open and proprietary models on AUTOCODEARENA. We use GPT-4.1 as the baseline system and Claude-3.7-Sonnet as the judge. To avoid the potential judgement bias towards self-generated responses, we exclude Claude-3.7-Sonnet from the rankings.

L.7.2 Game Development

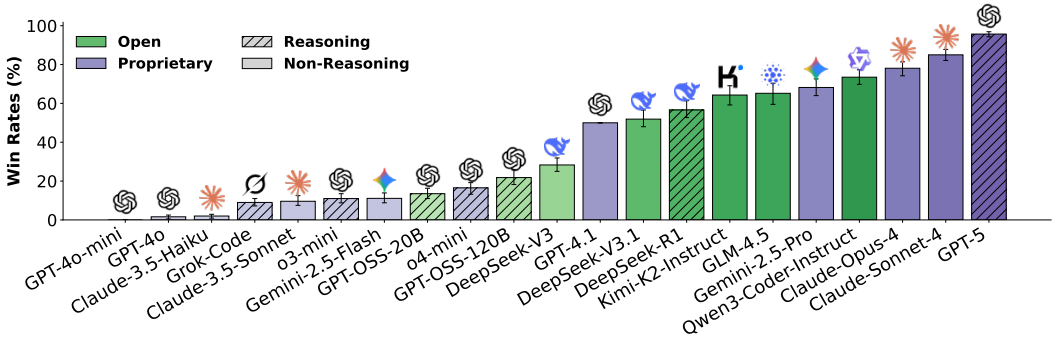

Figure 21: Game development performance of open and proprietary models on AUTOCODEARENA. We use GPT-4.1 as the baseline system and Claude-3.7-Sonnet as the judge. To avoid the potential judgement bias towards self-generated responses, we exclude Claude-3.7-Sonnet from the rankings.

L.7.3 Creative Coding

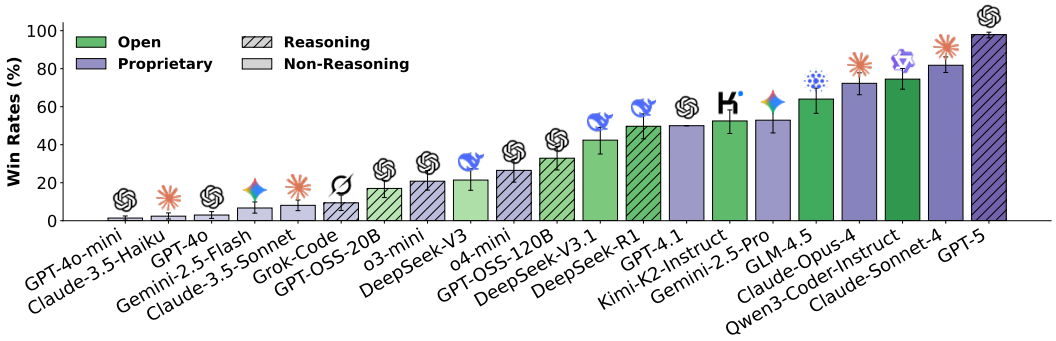

Figure 22: Creative coding performance of open and proprietary models on AUTOCODEARENA. We use GPT-4.1 as the baseline system and Claude-3.7-Sonnet as the judge. To avoid the potential judgement bias towards self-generated responses, we exclude Claude-3.7-Sonnet from the rankings.

L.7.4 Diagram Creation

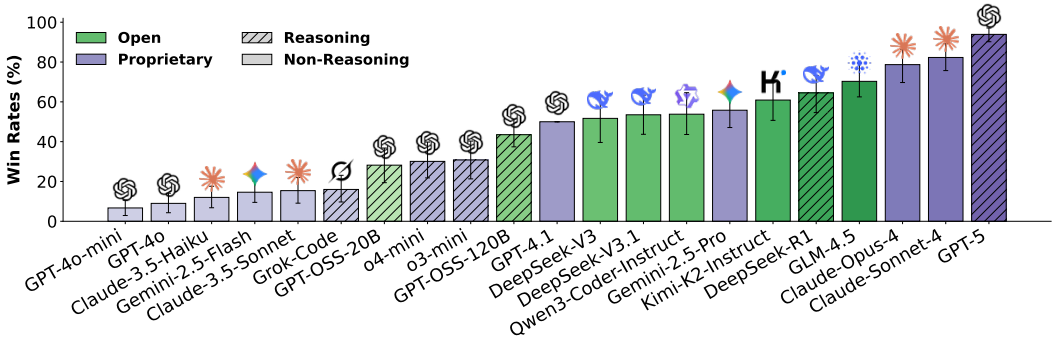

Figure 23: Diagram creation performance of open and proprietary models on AUTOCODEARENA. We use GPT-4.1 as the baseline system and Claude-3.7-Sonnet as the judge. To avoid the potential judgement bias towards self-generated responses, we exclude Claude-3.7-Sonnet from the rankings.

L.7.5 Scientific Computing

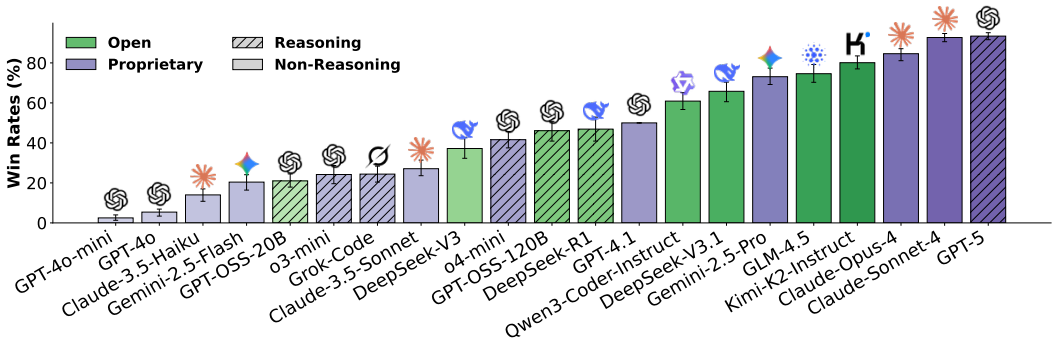

Figure 24: Scientific computing performance of open and proprietary models on AUTOCODEARENA. We use GPT-4.1 as the baseline system and Claude-3.7-Sonnet as the judge. To avoid the potential judgement bias towards self-generated responses, we exclude Claude-3.7-Sonnet from the rankings.

L.7.6 Problem Solving

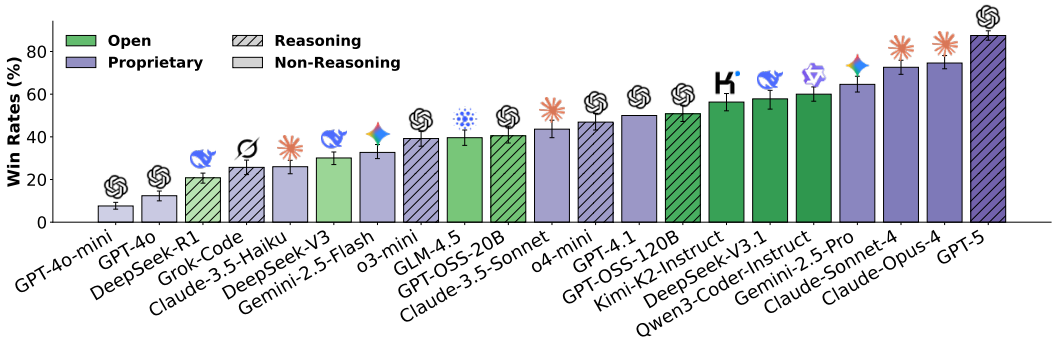

Figure 25: Problem solving performance of open and proprietary models on AUTOCODEARENA. We use GPT-4.1 as the baseline system and Claude-3.7-Sonnet as the judge. To avoid the potential judgement bias towards self-generated responses, we exclude Claude-3.7-Sonnet from the rankings.

L.8 Case Studies

Instructions	Model Outputs		
Write an HTML page with embedded JavaScript that creates an interactive human anatomy diagram. Each body part (e.g., heart, lungs, brain) should: Display its name, function, and related diseases on hover. Allow filtering by system (e.g., circulatory, respiratory, nervous). Include a search bar to find body parts by name or function.	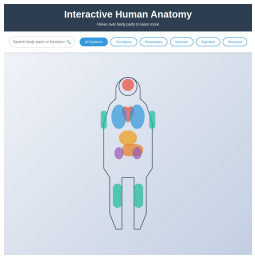 Claude-4-Opus	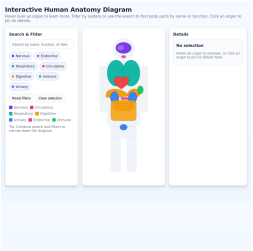 GPT-5	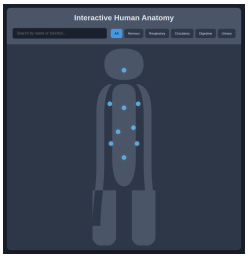 Gemini-2.5-Pro
	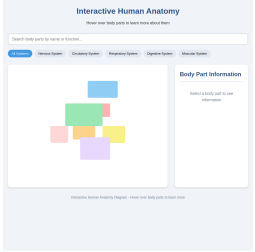 Deepseek-V3.1	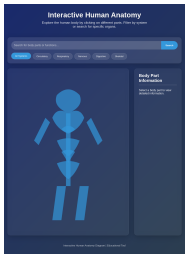 Qwen3-Coder	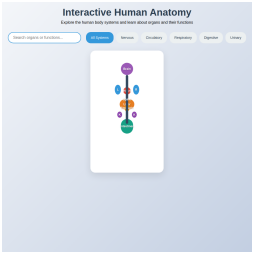 Kimi-K2
Simulate a fluid flow using the Navier-Stokes equations, visualizing the motion of particles in a liquid or gas medium. Use JS	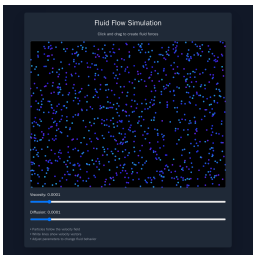 Claude-4-Opus	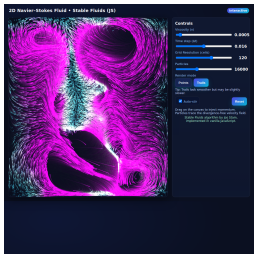 GPT-5	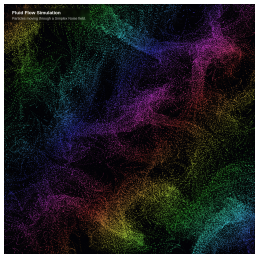 Gemini-2.5-Pro
	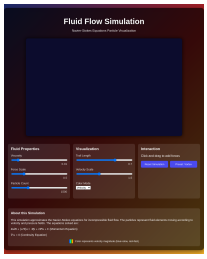 Deepseek-V3.1	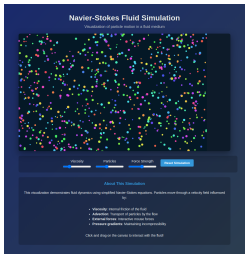 Qwen3-Coder	 Kimi-K2

Table 10: Model Comparisons – Queries 1 & 2

Instructions	Model Outputs		
Use D3.js to create a visual representation of global trade networks, showing import and export relationships between countries.	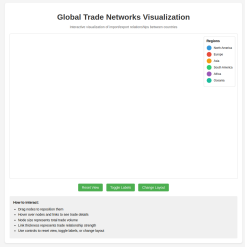 Claude-4-Opus	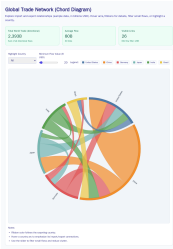 GPT-5	 Gemini-2.5-Pro
	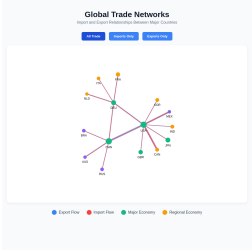 Deepseek-V3.1	Qwen3-Coder	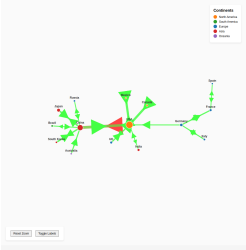 Kimi-K2
Generate an animation of two boats traveling side-by-side, each trailing a wake, and show the interference pattern of the intersecting wakes	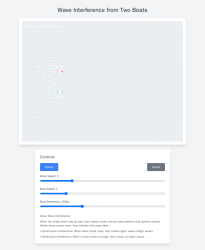 Claude-4-Opus	 GPT-5	Gemini-2.5-Pro
	 Deepseek-V3.1	 Qwen3-Coder	 Kimi-K2

Table 11: Model Comparisons – Queries 3 & 4

Instructions	Model Outputs		
Create a JavaScript-based Tangram puzzle game, where players must arrange seven geometric pieces...	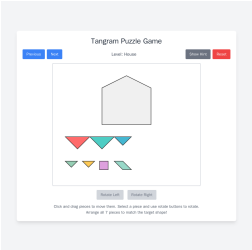 Claude-4-Opus	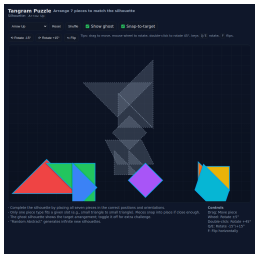 GPT-5	Gemini-2.5-Pro
	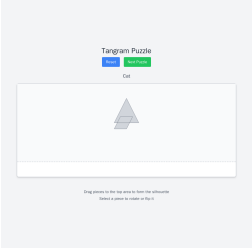 Deepseek-V3.1	Qwen3-Coder	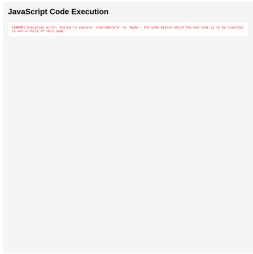 Kimi-K2
Could you use React to create a Kanban board with Tailwind CSS and swimlanes (rows) using 'react-dnd', where users can add and drag tasks within and across swimlanes?	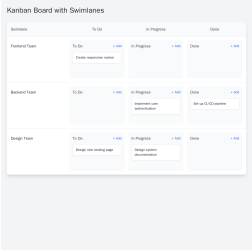 Claude-4-Opus	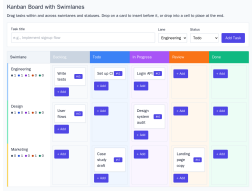 GPT-5	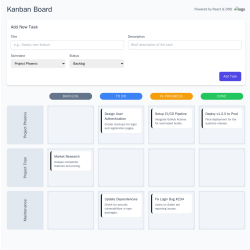 Gemini-2.5-Pro
	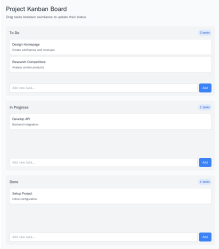 Deepseek-V3.1	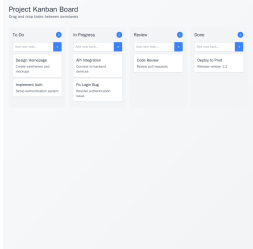 Qwen3-Coder	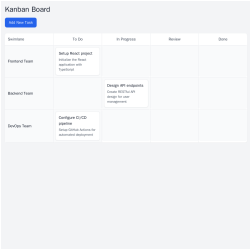 Kimi-K2

Table 12: Model Comparisons – Queries 5 & 6

Instructions	Model Outputs		
Build a mobile app using Gradio for real-time weather forecasting. The app should allow users to view forecasts, receive alerts for severe weather, and track conditions in multiple locations. Provide an intuitive interface for navigation and personalization. Optimize the app for performance on mobile devices.	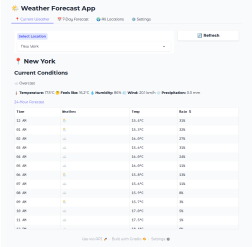 Claude-4-Opus	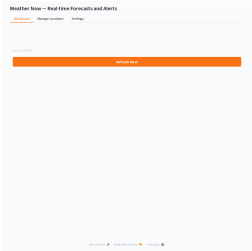 GPT-5	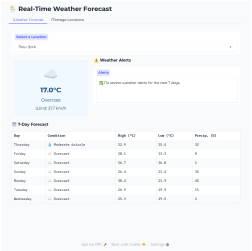 Gemini-2.5-Pro
	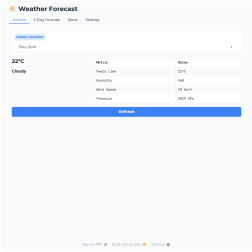 Deepseek-V3.1	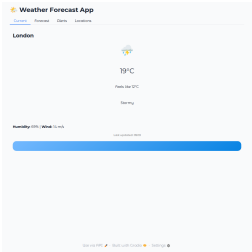 Qwen3-Coder	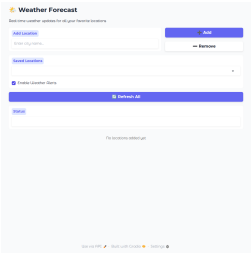 Kimi-K2
Write a Python script that creates a PyGame where players travel between alternate realities with different physics.	 Claude-4-Opus	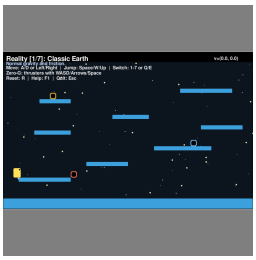 GPT-5	Gemini-2.5-Pro
	 Deepseek-V3.1	 Qwen3-Coder	Kimi-K2

Table 13: Model Comparisons – Queries 7 & 8

Instructions	Model Outputs		
Using streamlit build an user friendly income tax calculator and explainer that determines an individual's estimated annual income tax based on their gross annual salary and US state location. Allow users to enter their gross annual salary and select their US state location. Then do the tax calculation and output the estimated annual income tax based on the user's input, taking into account federal and state income tax rates.	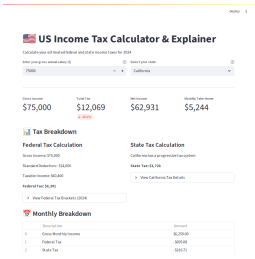 Claude-4-Opus	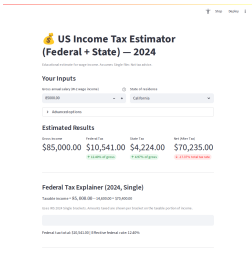 GPT-5	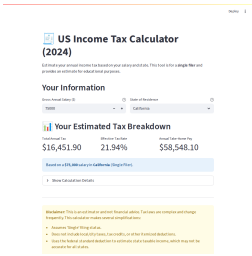 Gemini-2.5-Pro
	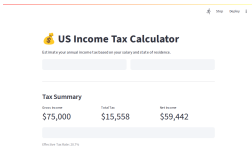 Deepseek-V3.1	 Qwen3-Coder	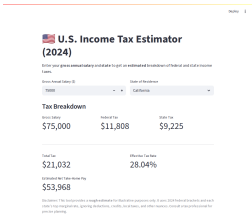 Kimi-K2
Construct a Vue real-time location tracker that displays user devices on a map, updating positions as they move.	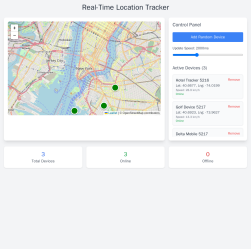 Claude-4-Opus	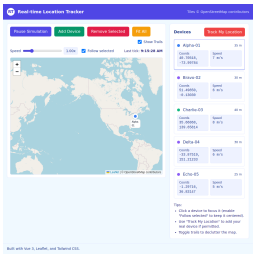 GPT-5	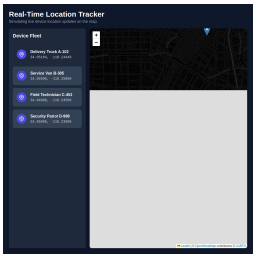 Gemini-2.5-Pro
	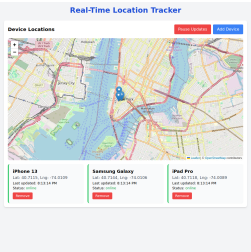 Deepseek-V3.1	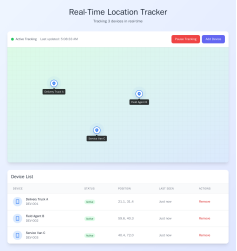 Qwen3-Coder	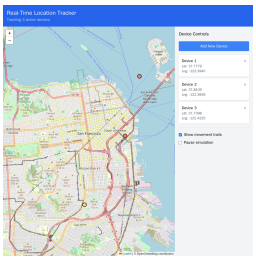 Kimi-K2

Table 14: Model Comparisons – Queries 9 & 10